TURNING INSERT

断屑槽设定形状一览表 Chip breaker shape setting list

一般车削用负(正)前角刀片(有孔)
Negative (positive) turning insert (hole)

断屑槽 chip breaker	C	D	S	T	W	V	
负前角 Negative	80° 负前角 80° Negative	55° 负前角 55° Negative	90° 负前角 90° Negative	60° 负前角 60° Negativ	80° 负前角 80° Negative	35° 负前角 35° Negative	
TM							
HQ							
CQ							
GS							
MA							
MS							
HA							
HS							
PR							
PM							
MS							
无							

断屑槽 chip breaker

车削加工断屑槽 Chip breaker for turning

几何外观 Geometric appearance	切削刃 Cutting edge	应用范围 Application range 进给率Feed rate (mm/rev): 0.04 0.063 0.10 0.16 0.25 0.4 0.63 1.0 1.6 2.5 4.0 6.3 切深Cutting depth (mm): 0.1 0.16 0.25 0.4 0.63 1.0 1.6 2.5 4.0 6.3 10.0 11.6 13	特征 Characteristics
H系列 H series HA 		0.03~0.3 0.5~2.5	**轻合金，不锈钢加工** Light alloy, stainless steel processing · 锋利切削刃，降低切削阻力 · 主切削刃高强度设计 · 适合加工低碳钢，不锈钢和铝合金 · Sharp cutting edge, reduce cutting resistance · High designed strength of the principal cutting edge · Suitable for low-carbon steel, stainless steel and aluminum alloy machining
H系列 H series HS 		0.1~0.4 1.0~4.0	**不锈钢用半精加工** Stainless steel semi finishing · 不锈钢加工独特设计，可提供更长的切削寿命 · 断屑槽切削棱大前角设计，耐磨性得到加强 · Designed uniquely for stainless steel machining with longer cutting lifetime · The cutting edge of the chip breaker groove is designed to have large rake angle, so the wear resistance is enhanced.
G系列 G series GS 		0.15~0.5 1.5~5.5	**不锈钢半精加工粗加工** Stainless steel semi finishing roughing · 不锈钢专用断屑槽 · Chip breaker groove special for stainless steel
铝合金加工系列 Aluminum alloy machining series AL 		0.03~0.4 0.1~4.0	**铝合金加工，半精加工** Aluminum alloy machining, Semi finishing · 大前角低切削阻力，切削刃确保在铝合金连续车削过程中使用寿命长 · 高速精加工 · Large rake angle and low cutting resistance, the cutting edge is ensured to have long service life during continuous aluminum alloy turning. · High-speed finishing
中切削用 For moderate cutting MA 	刀尖部分 Tool nose part 主切削刃部分 Principal cutting edge part 	0.1~0.5 0.9~4	**碳钢、合金钢中切削用第一推荐断屑槽** **铸铁精加工、轻切削用第二推荐断屑槽** **Use the first recommended chip breaker groove for moderate cutting of carbon steel and alloy steel** **Use the second recommended chip breaker groove for cast iron finishing and light cutting** M级双面断屑槽。 最适合通用领域。 正棱边刃形，切削锋利性高。 M grade double-sided chip breaker groove. Most suitable in general fields. End edge shape with high cutting sharpness.
中切削用 For moderate cutting MS 	刀尖部分 Tool nose part  主切削刃部分 Principal cutting edge part 	0.1~0.5 0.9~4	**不锈钢、软钢、难切削材料中切削用第一推荐断屑槽** **Use the first recommended chip breaker groove for cutting stainless steel, soft steel and hard-to-cut material** M级双面断屑槽 尖锐切削刃，切削锋利性高。 通用性高的全周断屑槽形状。 M grade double-sided chip breaker groove. Sharp cutting edge with high cutting sharpness. Full peripheral chip breaker groove shape with high universality.
铸铁切削用 For cast iron cutting 无 		0.1~0.5 0.9~4	**铸铁准重切削用第一推荐断屑槽** **Use the first recommended chip breaker groove for cast iron near heavy cutting** M级双面刀片断屑槽。(平顶) 刀刃强度高、刀片落位稳定，最适于断续切削等不稳定切削。 M grade double-sided insert chip breaker groove. (flat-top) It has high edge strength and stable insert landing and is most suitable for unstable cutting, such as intermittent cutting.

断屑槽的选择基准（负角刀片）

Selection standard of chip breaker (negative)

几何外观 Geometric appearance	切削刃 Cutting edge	应用范围 Application range 进给率Feed rate (mm/rov): 0.04 0.063 0.10 0.16 0.25 0.4 0.63 1.0 1.6 2.5 4.0 6.3 切深Cutting depth (mm): 0.1 0.16 0.25 0.4 0.63 1.0 1.6 2.5 4.0 6.3 10.0 11.6 13	特征 Characteristics
Finishing ~ Semi finishing 精加工~半精加工 CQ 	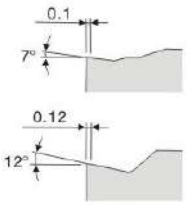	0.15~0.4 0.05~3.0	进行仿形加工等切深不同的加工时，切屑处理良好。亦适用与壁面的提拉加工。 Chip treatment is good when performing machining with different cutting depth, such as profiling. It is also suitable for lifting machining with a wall surface.
Finishing 精加工 MQ 	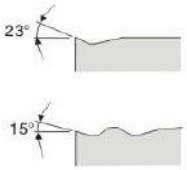	0.05~0.2 0.5~1.5	大前角。低阻力实现良好的切削处理 Large rake angle. Low resistance helps to realize good cutting.
Finishing ~ Semi finishing 精加工~半精加工 MS 	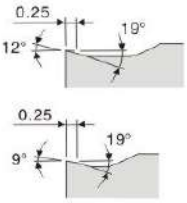	0.1~0.3 0.5~2.0	正角刀刃保证卓越的锋利度及刀尖的强度。也有利于防止工件侧壁对于刀刃的损伤。 Positive angle cutting edge ensures outstanding sharpness and tool nose strength. It also is beneficial to preventing the damage of cutting edge by the workpiece side wall.

材质 Material	特性 characteristic
LF9008	适合于碳钢、合金钢的精加工和半精加工，耐磨性较9018更好 Suitable for finishing and semi finishing of carbon steel and alloy steel with better wear resistance than 9018
LF9018	广泛用于碳钢、合金钢的加工，加工范围较宽，为钢件加工首选 Widely used in carbon steel and alloy steel machining, wide machining range and first choice for steel part machining
LF9028	适合于碳钢、合金钢。在不利条件下的粗加工、重力切削韧性较9018更好 Suitable for carbon steel and alloy steel. Better roughness than 9018 in roughing and gravity cutting under unfavorable conditions.
LF6011	超细合金牌号，配合涂层具有优异的耐磨性，试用于铝合金、铜等有色金属的加工适合于铸铁的半精加工和精加工，也可以用于加工淬硬钢，用于螺纹及切削槽加工甚佳。 Ultrafine alloy designation combined with the coating has excellent wear resistance, is suitable for nonferrous metal machining such as aluminum alloy and copper, semi finishing and finishing of cast iron and also can be used for quenched steel machining and is especially good for thread and cutting groove machining.
LF6018	不锈钢加工专用牌号，超细合金牌号，配合涂层具有优异的韧性和抗粘结磨损性，适用于不锈钢尤其是奥氏体不锈钢的加工。也适用于低速条件下切削耐热合金钢。 Designation special for stainless steel machining, ultrafine alloy designation, combined with the coating, have excellent toughness and anti-caking and wear resistance, suitable for stainless steel machining, especially austenitic stainless steel. Also suitable for cutting heat-resistant alloy steel under low speed condition.
LF3018	刀片具有优质的耐磨性和强韧性，适用普通铁、球墨铸铁和精加工与半精加工 The insert has excellent wear resistance and toughness, and is suitable for finishing and semi finishing of ordinary iron and ductile cast iron.
LF90	金属陶瓷刀具适合加工各种钢件和铸铁件的半精加工和精加工，硬度高；与被加工工件材料的亲和力低，不易产生积屑瘤；化学稳定性好；耐热性，耐磨性好。 Cermet cutter has high hardness and is suitable for semi finishing and finishing of various steel parts and iron casting; It has low affinity with the machined workpiece material and is not susceptible to build-up edge; Chemical stability is good; Heat resistance and wear resistance are good.
K10	切削锋利性与强度的刃口设计，有效减小了切削与前刀面的摩擦阻力的独特槽型设计使之适合于连续和断续铝合金仿形加工 The cutting edge is designed to consider both cutting sharpness and strength. The unique groove profile is designed to effectively reduce the friction between the cutting and the rake face, so that it is more suitable for continuous and intermittent aluminum alloy profiling.

车削刀片(负前角型) Turning insert (negative)

CN□□

菱形有孔 Rhomb with hole

负前角 Negative

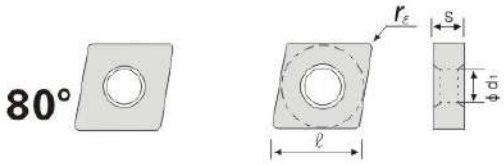

CNMG 12 04 04– □□

- 12: 切削刃长度(ℓ) Cutting edge length
- 04: 厚度(S) Thickness
- 04: 刀尖圆弧半径(r_ε) Corner arc radius
- □□: 断屑槽代号 Chip breaker code

CN□□	0903□□	1204□□	1606□□	1906□□	2509□□
ϕd1(mm)	3.81	5.16	6.35	7.93	9.12

刀片外形 Insert appearance		型号 Model	尺寸 Dimension L	ϕI.C	S	ϕd	r	P LF9008	LF9018	LF9028	LF9218	LF9118	LF918	M LF6008	LF6018	LF6028	LF6118	LF618	K LF3018	LF3028
Finishing-Semi finishing 精加工-半精加工		CNMG090404-HQ	9.7	9.525	3.18	3.81	0.4	○	○											
		CNMG090408-HQ	9.7	9.525	3.18	3.81	0.8	○	○											
		CNMG120404-HQ	12.9	12.7	4.76	5.16	0.4	▲	▲											
		CNMG120408-HQ	12.9	12.7	4.76	5.16	0.8	▲	▲											
		CNMG120412-HQ	12.9	12.7	4.76	5.16	1.2	○	○											
		CNMG120404-CQ	12.9	12.7	4.76	5.16	0.4	▲	▲											
		CNMG120408-CQ	12.9	12.7	4.76	5.16	0.8	▲	▲											
		CNMG120412-CQ	12.9	12.7	4.76	5.16	1.2	○	○											
		CNMG160608-CQ	16.1	15.875	6.35	6.35	0.8	○	○											
		CNMG160612-CQ	16.1	15.875	6.35	6.35	1.2	○	○											
		CNMG120404-CQ	12.9	12.7	4.76	5.16	0.4				▲									
		CNMG120408-CQ	12.9	12.7	4.76	5.16	0.8				▲									
		CNMG120412-CQ	12.9	12.7	4.76	5.16	1.2				▲									
		CNMG120408-CQ	12.9	12.7	4.76	5.16	0.4					▲								
		CNMG120408-CQ	12.9	12.7	4.76	5.16	0.8					▲								
		CNMG120404-TF	12.9	12.7	4.76	5.16	0.4						▲							
		CNMG120408-TF	12.9	12.7	4.76	5.16	0.8						▲							
Semi finishing 半精切削		CNMG120404-TM	12.9	12.7	4.76	5.16	0.4	▲	▲											
		CNMG120408-TM	12.9	12.7	4.76	5.16	0.8	▲	▲											
		CNMG120412-TM	12.9	12.7	4.76	5.16	1.2	○	○											
		CNMG120416-TM	12.9	12.7	4.76	5.16	1.6	○	○											
		CNMG160612-TM	16.1	15.875	6.35	6.35	1.2	○	○											
		CNMG190608-TM	19.3	19.05	6.35	7.94	0.8	○	○											
		CNMG190612-TM	19.3	19.05	6.35	7.94	1.2	○	○											

产品库存 Product stock ▲ 主推牌号备库存 Main grade reserve stock ○ 按订单生产 Make-to-order

车削刀片(负前角型) Turning insert (negative)

CN□□

菱形有孔 Rhomb with hole

负前角 Negative

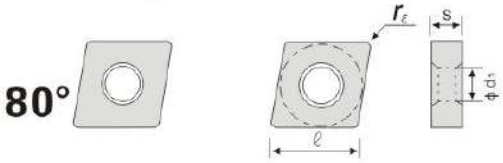

CNMG 12 04 04– □□

- 12: 切削刃长度(ℓ) Cutting edge length
- 04: 厚度(S) Thickness
- 04: 刀尖圆弧半径(r_ε) Corner arc radius
- □□: 断屑槽代号 Chip breaker code

CN□□	0903□□	1204□□	1606□□	1906□□	2509□□
ϕd_1(mm)	3.81	5.16	6.35	7.93	9.12

刀片外形 Insert appearance	型号 Model	尺寸 Dimension L	φI.C	S	φd	r	P LF9008	LF9018	LF9028	LF9218	LF9118	LF918	M LF6008	LF6018	LF6028	LF6118	LF618	K LF3018	LF3028
Semi finishing 半精切削 	CNMG120404-TM	12.9	12.7	4.76	5.16	0.4				▲									
	CNMG120408-TM	12.9	12.7	4.76	5.16	0.8				▲									
	CNMG120412-TM	12.9	12.7	4.76	5.16	1.2				▲									
	CNMG120404-TM	12.9	12.7	4.76	5.16	0.4					▲								
	CNMG120408-TM	12.9	12.7	4.76	5.16	0.8					▲								
	CNMG160404-TM	16.1	15.875	6.35	6.35	0.4					▲								
	CNMG160408-TM	16.1	15.875	6.35	6.35	0.8					▲								
Moderate 中等切削	CNMG160608-ZS	16.1	15.875	6.35	6.35	0.8				▲									
	CNMG160612-ZS	16.1	15.875	6.35	6.35	1.2				▲									
	CNMG160616-ZS	16.1	15.875	6.35	6.35	1.6				○									
	CNMG120404-PR	12.9	12.7	4.76	5.16	0.4	▲	▲											
	CNMG120408-PR	12.9	12.7	4.76	5.16	0.8	▲	▲											
	CNMG120412-PR	12.9	12.7	4.76	5.16	1.2	▲	▲											
Semi finishing 半精加工	CNMG120404-PM	12.9	12.7	4.76	5.16	0.4	▲	▲											
	CNMG120408-PM	12.9	12.7	4.76	5.16	0.8	▲	▲											
	CNMG120412-PM	12.9	12.7	4.76	5.16	1.2	▲	▲											
Finishing 精切削 	CNMG120404-MQ	12.9	12.7	4.76	5.16	0.4										▲			
	CNMG120408-MQ	12.9	12.7	4.76	5.16	0.8										▲			
Finishing~Semi finishing 精加工~半精加工	CNMG120404-MM	12.9	12.7	4.76	5.16	0.4										▲			
	CNMG120408-MM	12.9	12.7	4.76	5.16	0.8										▲			
	CNMG120404-HA	12.9	12.7	4.76	5.16	0.4							▲	▲		▲			
	CNMG120408-HA	12.9	12.7	4.76	5.16	0.8							▲	▲		▲			
	CNMG120412-HA	12.9	12.7	4.76	5.16	1.2							○	○		○			

产品库存 Product stock ▲ 主推牌号备库存 Main grade reserve stock ○ 按订单生产 Make-to-order

车削刀片(负前角型) Turning insert (negative)

CN□□

菱形有孔 Rhomb with hole

负前角 Negative

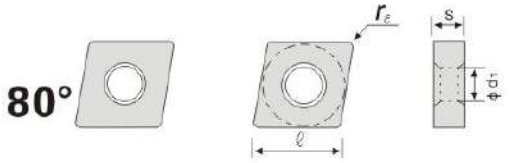

CNMG 12 04 04– □□

- 12: 切削刃长度(ℓ) Cutting edge length
- 04: 厚度(S) Thickness
- 04: 刀尖圆弧半径(r_ε) Corner arc radius
- □□: 断屑槽代号 Chip breaker code

CN□□	0903□□	1204□□	1606□□	1906□□	2509□□
ϕd_1(mm)	3.81	5.16	6.35	7.93	9.12

刀片外形 Insert appearance		型号 Model	尺寸 Dimension L	φI.C	S	φd	r	P LF9008	LF9018	LF9028	LF9028	LF9118	LF918	M LF6008	LF6018	LF6028	LF6118	LF618	K LF3018	LF3028
Semi finishing-roughing 半精加工~粗加工		CNMG120404-GS	12.9	12.7	4.76	5.16	0.4							▲	▲					
		CNMG120408-GS	12.9	12.7	4.76	5.16	0.8							▲	▲					
		CNMG120412-GS	12.9	12.7	4.76	5.16	1.2							○	○					
		CNMG160608-GS	16.1	15.875	6.35	6.35	0.8							○	○					
		CNMG160612-GS	16.1	15.875	6.35	6.35	1.2							○	○					
		CNMG190612-GS	19.3	19.05	6.35	7.94	1.2							○	○					
		CNMG190616-GS	19.3	19.05	6.35	7.94	1.6							○	○					
Semi finishing 半精加工		CNMG120404-HS	12.9	12.7	4.76	5.16	0.4							▲	▲					
		CNMG120408-HS	12.9	12.7	4.76	5.16	0.8							▲	▲					
		CNMG120412-HS	12.9	12.7	4.76	5.16	1.2							○	○					
		CNMG160612-HS	16.1	15.875	6.35	6.35	1.2							○	○					
		CNMG160616-HS	16.1	15.875	6.35	6.35	1.6							○	○					
		CNMG190612-HS	19.3	19.05	6.35	7.94	1.2							○	○					
		CNMG190616-HS	19.3	19.05	6.35	7.94	1.6							○	○					
		CNMG120404-HS	12.9	12.7	4.76	5.16	0.4										▲			
		CNMG120408-HS	12.9	12.7	4.76	5.16	0.8										▲			
Moderate 中等切削		CNMG120404-MA	12.9	12.7	4.76	5.16	0.4							▲	▲					
		CNMG120408-MA	12.9	12.7	4.76	5.16	0.8							▲	▲					
		CNMG120412-MA	12.9	12.7	4.76	5.16	1.2							○	○					
		CNMG120416-MA	12.9	12.7	4.76	5.16	1.6							○	○					
		CNMG160608-MA	16.1	15.875	6.35	6.35	0.8							○	○					
		CNMG160612-MA	16.1	15.875	6.35	6.35	1.2							○	○					
		CNMG160616-MA	16.1	15.875	6.35	6.35	1.6							○	○					
		CNMG190612-MA	19.3	19.05	6.35	7.94	1.2							○	○					
		CNMG190616-MA	19.3	19.05	6.35	7.94	1.6							○	○					
		CNMG120404-MA	12.9	12.7	4.76	5.16	0.4										▲			
		CNMG120408-MA	12.9	12.7	4.76	5.16	0.8										▲			

产品库存 Product stock ▲ 主推牌号备库存 Main grade reserve stock ○ 按订单生产 Make-to-order

车削刀片(负前角型) Turning insert (negative)

CN□□

菱形有孔 Rhomb with hole

负前角 Negative

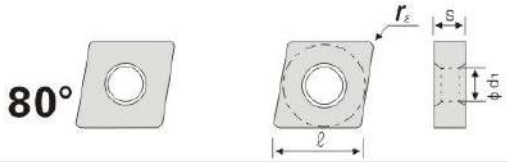

CNMG 12 04 04– □□

- 12: 切削刃长度(ℓ) Cutting edge length
- 04: 厚度(S) Thickness
- 04: 刀尖圆弧半径(r_ε) Corner arc radius
- □□: 断屑槽代号 Chip breaker code

CN□□	0903□□	1204□□	1606□□	1906□□	2509□□
ϕd1(mm)	3.81	5.16	6.35	7.93	9.12

刀片外形 Insert appearance		型号 Model	尺寸 Dimension L	ϕI.C	S	ϕd	r	P LF9008	LF9018	LF9028	LF9218	LF9118	LF918	M LF6008	LF6018	LF6028	LF6118	LF618	K LF3018	LF3028
		CNMG120408-MS	12.9	12.7	4.76	5.16	0.8										▲			
																	▲			
中等切削 Moderate		CNMG09T304-MS	9.7	9.525	3.18	3.81	0.4							○	○					
		CNMG09T308-MS	9.7	9.525	3.18	3.81	0.8							○	○					
		CNMG120404-MS	12.9	12.7	4.76	5.16	0.4							▲	▲					
		CNMG120408-MS	12.9	12.7	4.76	5.16	0.8							▲	▲					
		CNMG120412-MS	12.9	12.7	4.76	5.16	1.2							○	○					
		CNMG160608-MS	16.1	15.875	6.35	6.35	0.8							○	○					
		CNMG160612-MS	16.1	15.875	6.35	6.35	1.2							○	○					
		CNMG160616-MS	16.1	15.875	6.35	6.35	1.6							○	○					
		CNMG190612-MS	19.3	19.05	6.35	7.94	1.2							○	○					
		CNMG190616-MS	19.3	19.05	6.35	5.16	1.6							○	○					
		CNMG120404-MS	12.9	12.7	4.76	5.16	0.4												▲	
		CNMG120408-MS	12.9	12.7	4.76	5.16	0.8												▲	
		CNMG120412-MS	12.9	12.7	4.76	5.16	1.2												▲	
		CNMG120404	12.9	12.7	4.76	5.16	0.4												▲	
		CNMG120408	12.9	12.7	4.76	5.16	0.8												▲	
		CNMG120412	12.9	12.7	4.76	5.16	1.2												▲	

产品库存 Product stock ▲ 主推牌号备库存 Main grade reserve stock ○ 按订单生产 Make-to-order

车削刀片(负前角型) Turning insert (negative)

DN□□

菱形有孔 Rhomb with hole

负前角 Negative

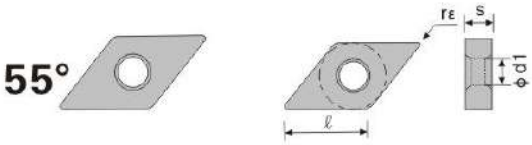

DNMG 15 04 04– □□

- 15: 切削刃长度(ℓ) Cutting edge length
- 04: 厚度(S) Thickness
- 04: 刀尖圆弧半径(rε) Corner arc radius
- □□: 断屑槽代号 Chip breaker code

DN□□	1104□□	1504□□	1506□□
ϕd1(mm)	3.81	5.16	5.16

刀片外形 Insert appearance		型号 Model	尺寸 Dimension L	ϕI.C	S	ϕd	r	P LF9008	LF9018	LF9028	LF9218	LF9118	LF918	M LF6008	LF6018	LF6028	LF6118	LF618	K LF3018	LF3028
Finishing–Semi finishing 精加工~半精加工		DNMG110402-HQ	11.6	9.525	4.76	3.81	0.2	○	○											
		DNMG150404-HQ	15.5	12.7	4.76	5.16	0.4	▲	▲											
		DNMG150408-HQ	15.5	12.7	4.76	5.16	0.8	▲	▲											
		DNMG150412-HQ	15.5	12.7	4.76	5.16	1.2	▲	▲											
		DNMG150604-HQ	15.5	12.7	6.35	5.16	0.4	○	○											
		DNMG150608-HQ	15.5	12.7	6.35	5.16	0.8	○	○											
		DNMG150612-CQ	15.5	12.7	6.35	5.16	1.2	○	○											
		DNMG150404-CQ	15.5	12.7	4.76	5.16	0.4	▲	▲											
		DNMG150408-CQ	15.5	12.7	4.76	5.16	0.8	▲	▲											
		DNMG150412-CQ	15.5	12.7	4.76	5.16	1.2	○	○											
		DNMG150604-CQ	15.5	12.7	6.35	5.16	0.4	○	○											
		DNMG150608-CQ	15.5	12.7	6.35	5.16	0.8	○	○											
		DNMG150612-CQ	15.5	12.7	6.35	5.16	1.2													
Semi finishing 半精切削		DNMG150404-TM	15.5	12.7	4.76	5.16	0.4	▲	▲											
		DNMG150408-TM	15.5	12.7	4.76	5.16	0.8	▲	▲											
		DNMG150412-TM	15.5	12.7	4.76	5.16	1.2	▲	▲											
		DNMG150416-TM	15.5	12.7	4.76	5.16	1.6	○	○											
		DNMG150604-TM	15.5	12.7	6.35	5.16	0.4	▲	▲											
		DNMG150608-TM	15.5	12.7	6.35	5.16	0.8	▲	▲											
		DNMG150612-TM	15.5	12.7	6.35	5.16	1.2	▲	▲											
		DNMG150616-TM	15.5	12.7	6.35	5.16	1.6	○	○											
		DNMG150404-TM	12.9	12.7	4.76	5.16	0.4				▲									
		DNMG150408-TM	12.9	12.7	4.76	5.16	0.8				▲									
Semi finishing 半精加工		DNMG150604-PM	15.5	12.7	4.76	5.16	0.4		▲	▲		▲								
		DNMG150608-PM	15.5	12.7	4.76	5.16	0.8		▲	▲		▲								
		DNMG150612-PM	15.5	12.7	4.76	5.16	1.2		○	○		○								

产品库存 Product stock ▲ 主推牌号备库存 Main grade reserve stock ○ 按订单生产 Make-to-order

车削刀片(负前角型) Turning insert (negative)

DN□□

菱形有孔 Rhomb with hole

负前角 Negative

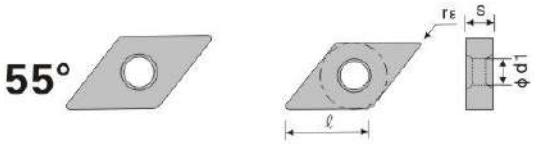

DNMG 15 04 04– □□

- 15: 切削刃长度(ℓ) Cutting edge length
- 04: 厚度(S) Thickness
- 04: 刀尖圆弧半径(rε) Corner arc radius
- □□: 断屑槽代号 Chip breaker code

DN□□	1104□□	1504□□	1506□□
ϕd1(mm)	3.81	5.16	5.16

刀片外形 Insert appearance		型号 Model	尺寸 Dimension L	ϕI.C	S	ϕd	r	P LF9008	LF9018	LF9028	LF9218	LF9118	LF918	M LF6008	LF6018	LF6028	LF6118	LF618	K LF3018	LF3028
中等切削 Moderate		DNMG150404-PM	12.9	12.7	4.76	5.16	0.4				▲									
		DNMG150408-PM	12.9	12.7	4.76	5.16	0.8				▲									
		DNMG150404-PR	15.5	12.7	4.76	5.16	0.4	▲	▲											
		DNMG150408-PR	15.5	12.7	4.76	5.16	0.8	▲	▲											
		DNMG150412-PR	15.5	12.7	4.76	5.16	1.2	▲	▲											
精加工~半精加工 Finishing~Semi finishing		DNMG150404-HA	15.5	12.7	4.76	5.16	0.4							▲	▲					
		DNMG150408-HA	15.5	12.7	4.76	5.16	0.8							▲	▲					
		DNMG150604-HA	15.5	12.7	6.35	5.16	0.4							○	○					
		DNMG150608-HA	15.5	12.7	6.35	5.16	0.8							○	○					
半精加工~粗加工 Semi finishing~roughing		DNMG150404-GS	15.5	12.7	4.76	5.16	0.4							▲	▲					
		DNMG150408-GS	15.5	12.7	4.76	5.16	0.8							▲	▲					
		DNMG150412-GS	15.5	12.7	4.76	5.16	1.2							▲	▲					
		DNMG150604-GS	15.5	12.7	6.35	5.16	0.4							○	○					
		DNMG150608-GS	15.5	12.7	6.35	5.16	0.8							○	○					
		DNMG150612-GS	15.5	12.7	6.35	5.16	1.2							○	○					
半精加工 Semi finishing		DNMG150404-HS	15.5	12.7	4.76	5.16	0.4							▲	▲					
		DNMG150408-HS	15.5	12.7	4.76	5.16	0.8							▲	▲					
		DNMG150412-HS	15.5	12.7	4.76	5.16	1.2							○	○					
		DNMG150604-HS	15.5	12.7	6.35	5.16	0.4							○	○					
		DNMG150608-HS	15.5	12.7	6.35	5.16	0.8							○	○					
		DNMG150612-HS	15.5	12.7	6.35	5.16	1.2							○	○					

产品库存 Product stock ▲ 主推牌号备库存 Main grade reserve stock ○ 按订单生产 Make-to-order

车削刀片(负前角型) Turning insert (negative)

DN□□

菱形有孔 Rhomb with hole

负前角 Negative

55°

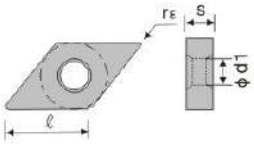

DNMG 15 04 04– □□

- 15: 切削刃长度(ℓ) Cutting edge length
- 04: 厚度(S) Thickness
- 04: 刀尖圆弧半径(r_ε) Corner arc radius
- □□: 断屑槽代号 Chip breaker code

DN□□	1104□□	1504□□	1506□□
ϕd1(mm)	3.81	5.16	5.16

刀片外形 Insert appearance	型号 Model	尺寸 Dimension L	ϕI.C	S	ϕd	r	P LF9008	LF9018	LF9028	LF9218	LF9118	LF918	M LF6008	LF6018	LF6028	LF6118	LF618	K LF3018	LF3028
	DNMG110412-MA	11.6	9.525	4.76	3.81	1.2							○	○					
	DNMG150404-MA	15.5	12.7	4.76	5.16	0.4							▲	▲					
	DNMG150408-MA	15.5	12.7	4.76	5.16	0.8							▲	▲					
	DNMG150412-MA	15.5	12.7	4.76	5.16	1.2							▲	▲					
	DNMG150604-MA	15.5	12.7	6.35	5.16	0.4							○	○					
	DNMG150608-MA	15.5	12.7	6.35	5.16	0.8							○	○					
	DNMG150612-MA	15.5	12.7	6.35	5.16	1.2							○	○					
	DNMG150616-MA	15.5	12.7	6.35	5.16	1.6							○	○					
	DNMG150404-MS	15.5	12.7	4.76	5.16	0.4							▲	▲					
	DNMG150408-MS	15.5	12.7	4.76	5.16	0.8							▲	▲					
	DNMG150412-MS	15.5	12.7	4.76	5.16	1.2							▲	▲					
	DNMG150604-MS	15.5	12.7	6.35	5.16	0.4							○	○					
中等切削 Moderate	DNMG150608-MS	15.5	12.7	6.35	5.16	0.8							○	○					
	DNMG150612-MS	15.5	12.7	6.35	5.16	1.2							○	○					
	DNMG150404-MS	15.5	12.7	4.76	5.16	0.4												▲	
	DNMG150408-MS	15.5	12.7	4.76	5.16	0.8												▲	
	DNMG150412-MS	15.5	12.7	4.76	5.16	1.2												▲	
	DNMG150404	15.5	12.7	4.76	5.16	0.4												▲	
	DNMG150408	15.5	12.7	4.76	5.16	0.8												▲	
	DNMG150412	15.5	12.7	4.76	5.16	1.2												○	
	DNMG150604	15.5	12.7	6.35	5.16	0.4												▲	
	DNMG150608	15.5	12.7	6.35	5.16	0.8												▲	
	DNMG150612	15.5	12.7	6.35	5.16	1.2												○	

产品库存 Product stock ▲ 主推牌号备库存 Main grade reserve stock ○ 按订单生产 Make-to-order

车削刀片(负前角型) Turning insert (negative)

SN□□

正方形有孔 Square with hole
负前角 Negative

90°

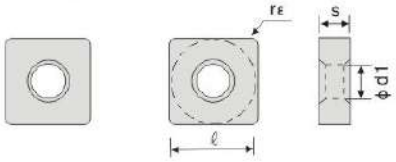

SNMG 12 04 04– □□

- 12: 切削刃长度(ℓ) Cutting edge length
- 04: 厚度(S) Thickness
- 04: 刀尖圆弧半径(r_ε) Corner arc radius
- □□: 断屑槽代号 Chip breaker code

SN□□	0903□□	1204□□	1506□□	1906□□	2507(09)□□	3109□□
ϕd1(mm)	3.81	5.16	6.35	7.93	9.12	8.80

刀片外形 Insert appearance	型号 Model	尺寸 Dimension L	ϕI.C	S	ϕd	r	P LF9008	LF9018	LF9028	LF9218	LF9118	LF918	M LF6008	LF6018	LF6028	LF6118	LF618	K LF3018	LF3028
	SNMG090304–TM	9.525	9.525	3.18	3.81	0.4	○	○											
	SNMG090308–TM	9.525	9.525	3.18	3.81	0.8	○	○											
	SNMG120404–TM	12.7	12.7	4.76	5.16	0.4	▲	▲											
	SNMG120408–TM	12.7	12.7	4.76	5.16	0.8	▲	▲											
	SNMG120412–TM	12.7	12.7	4.76	5.16	1.2	▲	▲											
	SNMG120416–TM	12.7	12.7	4.76	5.16	1.6	○	○											
	SNMG150608–TM	15.9	15.9	6.35	6.35	0.8	○	○											
	SNMG150612–TM	15.9	15.9	6.35	6.35	1.2	○	○											
	SNMG190608–TM	19.1	19.1	6.35	7.94	0.8	○	○											
	SNMG190612–TM	19.1	19.1	6.35	7.94	1.2	○	○											
	SNMG120404–TM	12.7	12.7	4.76	5.16	0.4				▲									
	SNMG120408–TM	12.7	12.7	4.76	5.16	0.8				▲									
	SNMG120412–TM	12.7	12.7	4.76	5.16	1.2				○									
	SNMG120404L–S	12.9	12.7	4.76	5.16	0.4				▲									
	SNMG120408L–S	12.9	12.7	4.76	5.16	0.8				▲									
	SNMG120412L–S	12.9	12.7	4.76	5.16	1.2				▲									
	SNMG120404R–S	12.7	12.7	4.76	5.16	0.4				▲									
	SNMG120408R–S	12.7	12.7	4.76	5.16	0.8				▲									
	SNMG120412R–S	12.7	12.7	4.76	5.16	1.2				▲									
	SNMG120408L–S	12.7	12.7	4.76	5.16	0.8					▲								
	SNMG120408R–S	12.7	12.7	4.76	5.16	0.8					▲								

Semi finishing 半精切削

产品库存 Product stock ▲ 主推牌号备库存 Main grade reserve stock ○ 按订单生产 Make-to-order

车削刀片(负前角型) Turning insert (negative)

SN□□

正方形有孔 Square with hole
负前角 Negative

90°

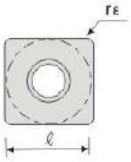

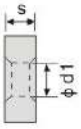

SNMG 12 04 04– □□

- 12: 切削刃长度(ℓ) Cutting edge length
- 04: 厚度(S) Thickness
- 04: 刀尖圆弧半径(r_ε) Corner arc radius
- □□: 断屑槽代号 Chip breaker code

SN□□	0903□□	1204□□	1506□□	1906□□	2507(09)□□	3109□□
φ d1(mm)	3.81	5.16	6.35	7.93	9.12	8.80

刀片外形 Insert appearance		型号 Model	尺寸 Dimension L	φI.C	S	φd	r	P LF9008	LF9018	LF9028	LF9218	LF9118	LF918	M LF6008	LF6018	LF6028	LF6118	LF618	K LF3018	LF3028
半精加工 Semi finishing		SNMG120404-PM	12.7	12.7	4.76	5.16	0.4	▲	▲											
		SNMG120408-PM	12.7	12.7	4.76	5.16	0.8	▲	▲											
		SNMG120412-PM	12.7	12.7	4.76	5.16	1.2	▲	▲											
中等切削 Moderate		SNMG120404-PR	12.7	12.7	4.76	5.16	0.4	▲	▲											
		SNMG120408-PR	12.7	12.7	4.76	5.16	0.8	▲	▲											
		SNMG120412-PR	12.7	12.7	4.76	5.16	1.2	▲	▲											
精加工~半精加工 Finishing~Semi finishing		SNMG120404-HA	12.7	12.7	4.76	5.16	0.4							▲	▲					
		SNMG120408-HA	12.7	12.7	4.76	5.16	0.8							▲	▲					
		SNMG120412-HA	12.7	12.7	4.76	5.16	1.2							○	○					
半精加工 Semi finishing		SNMG090304-HS	9.525	9.525	3.18	3.81	0.4							○	○					
		SNMG090308-HS	9.525	9.525	3.18	3.81	0.8							○	○					
		SNMG120404-HS	12.7	12.7	4.76	5.16	0.4							▲	▲					
		SNMG120408-HS	12.7	12.7	4.76	5.16	0.8							▲	▲					
		SNMG120412-HS	12.7	12.7	4.76	5.16	1.2							○	○					
		SNMG150612-HS	15.9	15.9	6.35	6.35	1.2							○	○					
		SNMG150616-HS	15.9	15.9	6.35	6.35	1.6							○	○					
		SNMG190612-HS	19.1	19.1	6.35	7.94	1.2							○	○					
		SNMG190616-HS	19.1	19.1	6.35	7.94	1.6							○	○					
半精切削 Semi finishing		SNMG120404L-S	12.7	12.7	4.76	5.16	0.4							▲	▲					
		SNMG120408L-S	12.7	12.7	4.76	5.16	0.8							▲	▲					
		SNMG120412L-S	12.7	12.7	4.76	5.16	1.2							▲	▲					
		SNMG120404R-S	12.7	12.7	4.76	5.16	0.4							▲	▲					
		SNMG120408R-S	12.7	12.7	4.76	5.16	0.8							▲	▲					
		SNMG120412R-S	12.7	12.7	4.76	5.16	1.2							▲	▲					

产品库存 Product stock ▲ 主推牌号备库存 Main grade reserve stock ○ 按订单生产 Make-to-order

车削刀片(负前角型) Turning insert (negative)

SN□□

正方形有孔 Square with hole
负前角 Negative

90°

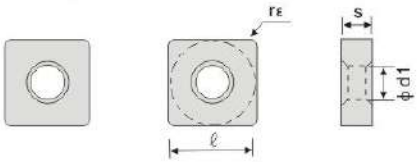

SNMG 12 04 04–□□

- 12: 切削刃长度(ℓ) Cutting edge length
- 04: 厚度(S) Thickness
- 04: 刀尖圆弧半径(rε) Corner arc radius
- □□: 断屑槽代号 Chip breaker code

SN□□	0903□□	1204□□	1506□□	1906□□	2507(09)□□	3109□□
ϕd1(mm)	3.81	5.16	6.35	7.93	9.12	8.80

刀片外形 Insert appearance		型号 Model	尺寸 Dimension L	ϕI.C	S	ϕd	r	P LF9008	LF9018	LF9028	LF9218	LF9118	LF918	M LF6008	LF6018	LF6028	LF6118	LF618	K LF3018	LF3028
半精加工~粗加工 Semi finishing~roughing		SNMG120404-GS	12.7	12.7	4.76	5.16	0.4							▲	▲					
		SNMG120408-GS	12.7	12.7	4.76	5.16	0.8							▲	▲					
		SNMG120412-GS	12.7	12.7	4.76	5.16	1.2							▲	▲					
		SNMG120416-GS	12.7	12.7	4.76	5.16	1.6							○	○					
		SNMG190612-GS	19.1	19.1	6.35	7.94	1.2							○	○					
精加工~半精加工 Finishing~Semi finishing		SNMG120404-MM	12.7	12.7	4.76	5.16	0.4										▲			
		SNMG120408-MM	12.7	12.7	4.76	5.16	0.8										▲			
		SNMG120404-MA	12.7	12.7	4.76	5.16	0.4										▲			
		SNMG120408-MA	12.7	12.7	4.76	5.16	0.8										▲			
		SNMG120404-MA	12.7	12.7	4.76	5.16	0.4										▲			
		SNMG120408-MA	12.7	12.7	4.76	5.16	0.8										▲			
中等切削 Moderate		SNMG120404-MA	12.7	12.7	4.76	5.16	0.4							▲	▲					
		SNMG120408-MA	12.7	12.7	4.76	5.16	0.8							▲	▲					
		SNMG120412-MA	12.7	12.7	4.76	5.16	1.2							▲	▲					
		SNMG120416-MA	12.7	12.7	4.76	5.16	1.6							○	○					
		SNMG150608-MA	15.9	15.9	6.35	6.35	0.8							○	○					
		SNMG150612-MA	15.9	15.9	6.35	6.35	1.2							○	○					
		SNMG150616-MA	15.9	15.9	6.35	6.35	1.6							○	○					
		SNMG190612-MA	19.1	19.1	6.35	7.94	1.2							○	○					
		SNMG190616-MA	19.1	19.1	6.35	7.94	1.6							○	○					
		SNMG120404-MS	12.7	12.7	4.76	5.16	0.4										▲			
		SNMG120408-MS	12.7	12.7	4.76	5.16	0.8										▲			

产品库存 Product stock ▲ 主推牌号备库存 Main grade reserve stock ○ 按订单生产 Make-to-order

车削刀片(负前角型) Turning insert (negative)

SN□□

正方形有孔 Square with hole

负前角 Negative

90°

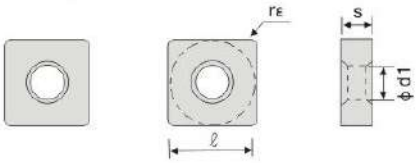

SNMG 12 04 04– □□

- 12: 切削刃长度(ℓ) Cutting edge length
- 04: 厚度(S) Thickness
- 04: 刀尖圆弧半径(rε) Corner arc radius
- □□: 断屑槽代号 Chip breaker code

SN□□	0903□□	1204□□	1506□□	1906□□	2507(09)□□	3109□□
ϕd1(mm)	3.81	5.16	6.35	7.93	9.12	8.80

刀片外形 Insert appearance		型号 Model	尺寸 Dimension L	ϕI.C	S	ϕd	r	P LF9008	LF9018	LF9028	LF9218	LF9118	LF918	M LF6008	LF6018	LF6028	LF6118	LF618	K LF3018	LF3028
中等切削 Moderate		SNMG120404-MS	12.7	12.7	4.76	5.16	0.4							▲	▲					
		SNMG120408-MS	12.7	12.7	4.76	5.16	0.8							▲	▲					
		SNMG120412-MS	12.7	12.7	4.76	5.16	1.2							▲	▲					
		SNMG120416-MS	12.7	12.7	4.76	5.16	1.6							○	○					
		SNMG090304-MS	9.525	9.525	3.18	3.81	0.4							○	○					
		SNMG090308-MS	9.525	9.525	3.18	3.81	0.8							○	○					
		SNMG120404-MS	12.7	12.7	4.76	5.16	0.4							▲	▲					
		SNMG120408-MS	12.7	12.7	4.76	5.16	0.8							▲	▲					
		SNMG120412-MS	12.7	12.7	4.76	5.16	1.2							▲	▲					
		SNMG120416-MS	12.7	12.7	4.76	5.16	1.6							○	○					
		SNMG150612-MS	15.9	15.9	6.35	6.35	1.2							○	○					
		SNMG150616-MS	15.9	15.9	6.35	6.35	1.6							○	○					
		SNMG190616-MS	19.1	19.1	6.35	7.94	1.6							○	○					
		SNMG120404-MS	12.7	12.7	4.76	5.16	0.4												▲	
		SNMG120408-MS	12.7	12.7	4.76	5.16	0.8												▲	
		SNMG120412-MS	12.7	12.7	4.76	5.16	1.2												▲	
		SNMG120404	12.7	12.7	4.76	5.16	0.4												▲	
		SNMG120408	12.7	12.7	4.76	5.16	0.8												▲	
		SNMG120412	12.7	12.7	4.76	5.16	1.2												▲	

产品库存 Product stock ▲ 主推牌号备库存 Main grade reserve stock ○ 按订单生产 Make-to-order

车削刀片(负前角型) Turning insert (negative)

TN□□

三角形有孔 Triangle with hole

负前角 Negative

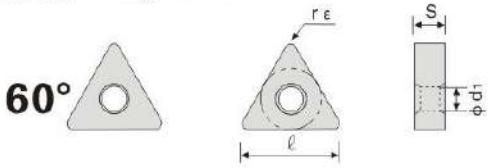

TNMG 16 04 04–□□

- 切削刃长度(ℓ) Cutting edge length
- 厚度(S) Thickness
- 刀尖圆弧半径(r_ε) Corner arc radius
- 断屑槽代号 Chip breaker code

TN□□	1103□□	1603□□	1604□□	2204□□
ϕd1(mm)	2.26	3.81	3.81	5.16

刀片外形 Insert appearance	型号 Model	尺寸 Dimension L	ϕI.C	S	ϕd	r	P LF9008	LF9018	LF9028	LF9218	LF9118	LF918	M LF6008	LF6018	LF6028	LF6118	LF618	K LF3018	LF3028
	TNMG110404-HQ	11	6.35	4.76	2.26	0.4	○	○											
	TNMG110408-HQ	11	6.35	4.76	2.26	0.8	○	○											
	TNMG160404-HQ	16.5	9.525	4.76	3.81	0.4	▲	▲											
	TNMG160408-HQ	16.5	9.525	4.76	3.81	0.8	▲	▲											
	TNMG160412-HQ	16.5	9.525	4.76	3.81	1.2	○	○											
	TNMG110404-HQ	11	6.35	4.76	2.26	0.4				▲									
	TNMG110408-HQ	11	6.35	4.76	2.26	0.8				▲									
	TNMG160404-HQ	16.5	9.525	4.76	3.81	0.4					▲								
	TNMG160408-HQ	16.5	9.525	4.76	3.81	0.8					▲								
	TNMG160404-CQ	16.5	9.525	4.76	3.81	0.4				▲									
	TNMG160408-CQ	16.5	9.525	4.76	3.81	0.8				▲									
	TNMG160412-CQ	16.5	9.525	4.76	3.81	1.2				○									
	TNMG160404-CQ	16.5	9.525	4.76	3.81	0.4	▲	▲											
	TNMG160408-CQ	16.5	9.525	4.76	3.81	0.8	▲	▲											
	TNMG160412-CQ	16.5	9.525	4.76	3.81	1.2	○	○											
	TNMG220408-CQ	22	12.7	4.76	5.16	0.8	○	○											
	TNMG220412-CQ	22	12.7	4.76	5.16	1.2	○	○											
	TNMG160404-CQ	16.5	9.525	4.76	3.81	0.4					▲								
	TNMG160408-CQ	16.5	9.525	4.76	3.81	0.8					▲								

精加工~半精加工 Finishing~Semi finishing

产品库存 Product stock ▲ 主推牌号备库存 Main grade reserve stock ○ 按订单生产 Make-to-order

车削刀片(负前角型) Turning insert (negative)

TN□□

三角形有孔 Triangle with hole

负前角 Negative

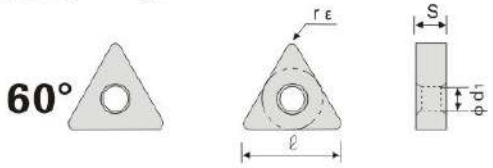

TNMG 16 04 04– □□

- 切削刃长度(ℓ) Cutting edge length
- 厚度(S) Thickness
- 刀尖圆弧半径(r_ε) Corner arc radius
- 断屑槽代号 Chip breaker code

TN□□	1103□□	1603□□	1604□□	2204□□
φd1(mm)	2.26	3.81	3.81	5.16

刀片外形 Insert appearance	型号 Model	尺寸 Dimension L	φI.C	S	φd	r	P LF9008	LF9018	LF9028	LF9218	LF9118	LF918	M LF6008	LF6018	LF6028	LF6118	LF618	K LF3018	LF3028
	TNMG160404-TM	16.5	9.525	4.76	3.81	0.4	▲	▲											
	TNMG160408-TM	16.5	9.525	4.76	3.81	0.8	▲	▲											
	TNMG160412-TM	16.5	9.525	4.76	3.81	1.2	▲	▲											
	TNMG220408-TM	22	12.7	4.76	5.16	0.8	○	○											
	TNMG220412-TM	22	12.7	4.76	5.16	1.2	○	○											
	TNMG220416-TM	22	12.7	4.76	5.16	1.6	○	○											
	TNMG160404-TM	16.5	9.525	4.76	3.81	0.4					▲								
	TNMG160408-TM	16.5	9.525	4.76	3.81	0.8					▲								
	TNMG160404-CM	16.5	9.53	4.76	3.81	0.4	▲	▲											
	TNMG160408-CM	16.5	9.53	4.76	3.81	0.8	▲	▲											
	TNMG160412-CM	16.5	9.53	4.76	3.81	1.2	▲	▲											
	TNMG160404-CM	16.5	9.53	4.76	3.81	0.4				▲									
	TNMG160408-CM	16.5	9.53	4.76	3.81	0.8				▲									
	TNMG160412-CM	16.5	9.53	4.76	3.81	1.2				○									
	TNMG160404R-S	16.5	9.525	4.76	3.81	0.4	▲	▲											
	TNMG160404L-S	16.5	9.525	4.76	3.81	0.4	▲	▲											
	TNMG160408R-S	16.5	9.525	4.76	3.81	0.8	▲	▲											
	TNMG160408L-S	16.5	9.525	4.76	3.81	0.8	▲	▲											
	TNMG220404R-S	22	12.7	4.76	5.16	0.4	○	○											
	TNMG220404L-S	22	12.7	4.76	5.16	0.4	○	○											
	TNMG220408R-S	22	12.7	4.76	5.16	0.8	○	○											
	TNMG220408L-S	22	12.7	4.76	5.16	0.8	○	○											

Semi finishing 半精切削

产品库存 Product stock ▲ 主推牌号备库存 Main grade reserve stock ○ 按订单生产 Make-to-order

车削刀片(负前角型) Turning insert (negative)

TN□□

三角形有孔 Triangle with hole

负前角 Negative

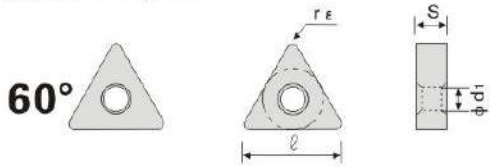

TNMG 16 04 04– □□

- 16: 切削刃长度(ℓ) Cutting edge length
- 04: 厚度(S) Thickness
- 04: 刀尖圆弧半径(r_ε) Corner arc radius
- □□: 断屑槽代号 Chip breaker code

TN□□	1103□□	1603□□	1604□□	2204□□
ϕd1(mm)	2.26	3.81	3.81	5.16

刀片外形 Insert appearance	型号 Model	尺寸 Dimension L	ϕI.C	S	ϕd	r	P LF9008	LF9018	LF9028	LF9218	LF9118	LF918	M LF6008	LF6018	LF6028	LF6118	LF618	K LF3018	LF3028
半精切削 Semi finishing	TNMG160404R-S	16.5	9.525	4.76	3.81	0.4				▲									
	TNMG160408R-S	16.5	9.525	4.76	3.81	0.8				▲									
	TNMG160412R-S	16.5	9.525	4.76	3.81	1.2				▲									
	TNMG160404L-S	16.5	9.525	4.76	3.81	0.4				▲									
	TNMG160408L-S	16.5	9.525	4.76	3.81	0.8				▲									
	TNMG160412L-S	16.5	9.525	4.76	3.81	1.2				▲									
	TNMG160404R-S	16.5	9.525	4.76	3.81	0.4					▲								
	TNMG160408R-S	16.5	9.525	4.76	3.81	0.8					▲								
	TNMG160404L-S	16.5	9.525	4.76	3.81	0.4					▲								
	TNMG160408L-S	16.5	9.525	4.76	3.81	0.8					▲								
半精加工 Semi finishing	TNMG160404-PM	16.5	9.525	4.76	3.81	0.4	▲	▲											
	TNMG160408-PM	16.5	9.525	4.76	3.81	0.8	▲	▲											
	TNMG160412-PM	16.5	9.525	4.76	3.81	1.2	▲	▲											
	TNMG220408-PM	22	12.7	4.76	5.16	0.8	▲	▲											
	TNMG220412-PM	22	12.7	4.76	5.16	1.2	▲	▲											
	TNMG160408-PM	16.5	9.525	4.76	3.81	0.8				▲									
	TNMG160412-PM	16.5	9.525	4.76	3.81	1.2				▲									
	TNMG220408-PM	22	12.7	4.76	5.16	0.8				▲									
	TNMG220412-PM	22	12.7	4.76	5.16	1.2				▲									
中等切削 Moderate	TNMG160404-PR	16.5	9.525	4.76	3.81	0.4	▲	▲											
	TNMG160408-PR	16.5	9.525	4.76	3.81	0.8	▲	▲											
	TNMG160412-PR	16.5	9.525	4.76	3.81	1.2	▲	▲											

产品库存 Product stock ▲ 主推牌号备库存 Main grade reserve stock ○按订单生产 Make-to-order

车削刀片(负前角型) Turning insert (negative)

TN□□

三角形有孔 Triangle with hole

负前角 Negative

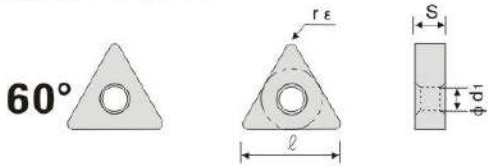

TNMG 16 04 04– □□

- 切削刃长度(ℓ) Cutting edge length
- 厚度(S) Thickness
- 刀尖圆弧半径(r_ε) Corner arc radius
- 断屑槽代号 Chip breaker code

TN□□	1103□□	1603□□	1604□□	2204□□
ϕd1(mm)	2.26	3.81	3.81	5.16

刀片外形 Insert appearance	型号 Model	尺寸 Dimension L	ϕI.C	S	ϕd	r	P LF9008	LF9018	LF9028	LF9218	LF9118	LF918	M LF6008	LF6018	LF6028	LF6118	LF618	K LF3018	LF3028
精切削 Finishing	TNMG160404-MQ	16.5	9.53	4.76	3.81	0.4								▲					
	TNMG160408-MQ	16.5	9.53	4.76	3.81	0.8								▲					
	TNMG160412-MQ	16.5	9.53	4.76	3.81	1.2								▲					
	TNMG160404-MQ	16.5	9.53	4.76	3.81	0.4										▲			
	TNMG160408-MQ	16.5	9.53	4.76	3.81	0.8										▲			
精加工-半精加工 Finishing~Semi finishing	TNMG160404-HA	16.5	9.525	4.76	3.81	0.4							▲	▲					
	TNMG160408-HA	16.5	9.525	4.76	3.81	0.8							▲	▲					
	TNMG160412-HA	16.5	9.525	4.76	3.81	1.2							▲	▲					
	TNMG160404-HA	16.5	9.525	4.76	3.81	0.4										▲			
	TNMG160408-HA	16.5	9.525	4.76	3.81	0.8										▲			
半精加工~粗加工 Semi finishing ~roughing	TNMG160404-GS	16.5	9.525	4.76	3.81	0.4							▲	▲					
	TNMG160408-GS	16.5	9.525	4.76	3.81	0.8							▲	▲					
	TNMG160412-GS	16.5	9.525	4.76	3.81	1.2							▲	▲					
半精加工 Semi finishing	TNMG160404-HS	16.5	9.525	4.76	3.81	0.4							▲	▲					
	TNMG160408-HS	16.5	9.525	4.76	3.81	0.8							▲	▲					
	TNMG160412-HS	16.5	9.525	4.76	3.81	1.2							▲	▲					
	TNMG220408-HS	22	12.7	4.76	5.16	0.8							○	○					
	TNMG220412-HS	22	12.7	4.76	5.16	1.2							○	○					
	TNMG160404-HS	16.5	9.525	4.76	3.81	0.4										▲			
	TNMG160408-HS	16.5	9.525	4.76	3.81	0.8										▲			

产品库存 Product stock ▲ 主推牌号备库存 Main grade ○按订单生产 Make-to-order

车削刀片(负前角型) Turning insert (negative)

TN□□

三角形有孔 Triangle with hole

负前角 Negative

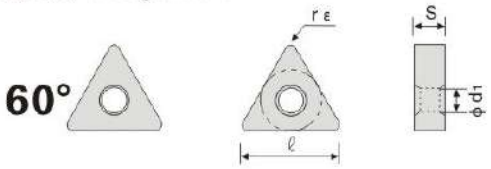

TNMG 16 04 04– □□

- 16: 切削刃长度(ℓ) Cutting edge length
- 04: 厚度(S) Thickness
- 04: 刀尖圆弧半径(r_ε) Corner arc radius
- □□: 断屑槽代号 Chip breaker code

TN□□	1103□□	1603□□	1604□□	2204□□
ϕd1(mm)	2.26	3.81	3.81	5.16

刀片外形 Insert appearance		型号 Model	尺寸 Dimension L	ϕI.C	S	ϕd	r	P LF9008	LF9018	LF9028	LF9218	LF9118	LF918	M LF6008	LF6018	LF6028	LF6118	LF618	K LF3018	LF3028
半精切削 Semi finishing		TNMG160404R-S	16.5	9.525	4.76	3.81	0.4										▲			
		TNMG160408R-S	16.5	9.525	4.76	3.81	0.8										▲			
		TNMG160404L-S	16.5	9.525	4.76	3.81	0.4										▲			
		TNMG160408L-S	16.5	9.525	4.76	3.81	0.8										▲			
中等切削 Moderate		TNMG160404-MA	16.5	9.525	4.76	3.81	0.4							▲	▲					
		TNMG160408-MA	16.5	9.525	4.76	3.81	0.8							▲	▲					
		TNMG160412-MA	16.5	9.525	4.76	3.81	1.2							▲	▲					
		TNMG160416-MA	16.5	9.525	4.76	3.81	1.6							○	○					
		TNMG220408-MA	22	12.7	4.76	5.16	0.8							○	○					
		TNMG220412-MA	22	12.7	4.76	5.16	1.2							○	○					
		TNMG220416-MA	22	12.7	4.76	5.16	1.6							○	○					
		TNMG270608-MA	27.5	15.9	6.35	6.35	0.8							○	○					
		TNMG270612-MA	27.5	15.9	6.35	6.35	1.2							○	○					
		TNMG160404-MA	16.5	9.525	4.76	3.81	0.4											▲		
		TNMG160408-MA	16.5	9.525	4.76	3.81	0.8											▲		
		TNMG160404-MA	16.5	9.525	4.76	3.81	0.4							▲	▲					
		TNMG160408-MA	16.5	9.525	4.76	3.81	0.8							▲	▲					
		TNMG160412-MA	16.5	9.525	4.76	3.81	1.2							▲	▲					
		TNMG160416-MA	16.5	9.525	4.76	3.81	1.6							○	○					
		TNMG220408-MA	22	12.7	4.76	5.16	0.8							○	○					
		TNMG220412-MA	22	12.7	4.76	5.16	1.2							○	○					
		TNMG220416-MA	22	12.7	4.76	5.16	1.6							○	○					
		TNMG270608-MA	27.5	15.9	6.35	6.35	0.8							○	○					
		TNMG270612-MA	27.5	15.9	6.35	6.35	1.2							○	○					
		TNMG160404-MA	16.5	9.525	4.76	3.81	0.4										▲			
		TNMG160408-MA	16.5	9.525	4.76	3.81	0.8										▲			

产品库存 Product stock ▲ 主推牌号备库存 Main grade reserve stock ○ 按订单生产 Make-to-order

车削刀片(负前角型) Turning insert (negative)

TN□□

三角形有孔 Triangle with hole

负前角 Negative

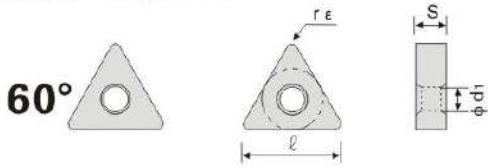

TNMG 16 04 04– □□

- 16: 切削刃长度(ℓ) Cutting edge length
- 04: 厚度(S) Thickness
- 04: 刀尖圆弧半径(r_ε) Corner arc radius
- □□: 断屑槽代号 Chip breaker code

TN□□	1103□□	1603□□	1604□□	2204□□
φd1(mm)	2.26	3.81	3.81	5.16

刀片外形 Insert appearance	型号 Model	尺寸 Dimension L	φI.C	S	φd	r	P LF9008	LF9018	LF9028	LF9218	LF9118	LF918	M LF6008	LF6018	LF6028	LF6118	LF618	K LF3018	LF3028
	TNMG160404-MS	16.5	9.525	4.76	3.81	0.4											▲		
	TNMG160408-MS	16.5	9.525	4.76	3.81	0.8											▲		
	TNMG160404-MS	16.5	9.525	4.76	3.81	0.4										▲			
	TNMG160408-MS	16.5	9.525	4.76	3.81	0.8										▲			
	TNMG160404-MS	16.5	9.525	4.76	3.81	0.4							▲	▲					
	TNMG160408-MS	16.5	9.525	4.76	3.81	0.8							▲	▲					
	TNMG160412-MS	16.5	9.525	4.76	3.81	1.2							▲	▲					
	TNMG220408-MS	22	12.7	4.76	5.16	0.8							○	○					
	TNMG220412-MS	22	12.7	4.76	5.16	1.2							○	○					
	TNMG160404-JMS	16.5	9.53	4.76	3.81	0.4								▲		▲			
	TNMG160408-JMS	16.5	9.53	4.76	3.81	0.8								▲		▲			
	TNMG160412-JMS	16.5	9.53	4.76	3.81	1.2								▲		▲			
	TNMG160404-JMS	16.5	9.53	4.76	3.81	0.4										▲			
	TNMG160408-JMS	16.5	9.53	4.76	3.81	0.8										▲			
	TNMG160404-MS	16.5	9.525	4.76	3.81	0.4									▲				
	TNMG160408-MS	16.5	9.525	4.76	3.81	0.8									▲				
	TNMG160412-MS	16.5	9.525	4.76	3.81	1.2									▲				
	TNMG220408-MS	22	12.7	4.76	5.16	0.8									▲				
	TNMG220412-MS	22	12.7	4.76	5.16	1.2									▲				
	TNMG160404	16.5	9.525	4.76	3.81	0.4									▲				
	TNMG160408	16.5	9.525	4.76	3.81	0.8									▲				
	TNMG160412	16.5	9.525	4.76	3.81	1.2									▲				
	TNMG220408	22	12.7	4.76	5.16	0.8									▲				
	TNMG220412	22	12.7	4.76	5.16	1.2									▲				

中等切削 Moderate

产品库存 Product stock ▲ 主推牌号备库存 Main grade reserve stock ○ 按订单生产 Make-to-order

车削刀片(负前角型) Turning insert (negative)

WN□□

六角形有孔 Hexagon with hole
负前角 Negative

80°

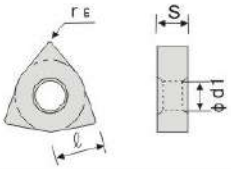

WNMG 08 04 04– □□

- 08: 切削刃长度(ℓ) Cutting edge length
- 04: 厚度(S) Thickness
- 04: 刀尖圆弧半径(rε) Corner arc radius
- □□: 断屑槽代号 Chip breaker code

WN□□	0604□□	0804□□	1006□□	1306□□
φd1(mm)	3.81	5.16	6.35	7.93

刀片外形 Insert appearance		型号 Model	尺寸 Dimension L	φI.C	S	φd	r	P LF9008	LF9018	LF9028	LF9218	LF9118	LF918	M LF6008	LF6018	LF6028	LF6118	LF618	K LF3018	LF3028
半精切削 Semi finishing		WNMG060404-TM	6.5	9.525	4.76	3.81	0.4	○	○											
		WNMG060408-TM	6.5	9.525	4.76	3.81	0.8	○	○											
		WNMG080404-TM	8.7	12.7	4.76	5.16	0.4	▲	▲											
		WNMG080408-TM	8.7	12.7	4.76	5.16	0.8	▲	▲											
		WNMG080412-TM	8.7	12.7	4.76	5.16	1.2	▲	▲											
		WNMG080416-TM	8.7	12.7	4.76	5.16	1.6	○	○											
		WNMG080404-TM	8.7	12.7	4.76	5.16	0.4	○	○		▲									
		WNMG080408-TM	8.7	12.7	4.76	5.16	0.8	○	○		▲									
		WNMG080412-TM	8.7	12.7	4.76	5.16	1.2	▲	▲		▲									
		WNMG080404-TM	8.7	12.7	4.76	5.16	0.4					▲								
		WNMG080408-TM	8.7	12.7	4.76	5.16	0.8					▲								
精加工~半精加工 Finishing~Semi finishing		WNMG06T304-HQ	6.5	9.525	3.97	3.81	0.4	○	○											
		WNMG06T308-HQ	6.5	9.525	3.97	3.81	0.8	○	○											
		WNMG060404-HQ	6.5	9.525	4.76	3.81	0.4	○	○											
		WNMG060408-HQ	6.5	9.525	4.76	3.81	0.8	○	○											
		WNMG080404-HQ	8.7	12.7	4.76	5.16	0.4	▲	▲											
		WNMG080408-HQ	8.7	12.7	4.76	5.16	0.8	▲	▲											
		WNMG080412-HQ	8.7	12.7	4.76	5.16	1.2	▲	▲											
		WNMG080404-HQ	8.7	12.7	4.76	5.16	0.4				▲									
		WNMG080408-HQ	8.7	12.7	4.76	5.16	0.8				▲									
		WNMG080404-HQ	8.7	12.7	4.76	5.16	0.4					▲								
		WNMG080408-HQ	8.7	12.7	4.76	5.16	0.8					▲								

产品库存 Product stock ▲ 主推牌号备库存 Main grade reserve stock ○ 按订单生产 Make-to-order

车削刀片(负前角型) Turning insert (negative)

WN□□

六角形有孔 Hexagon with hole
负前角 Negative

80°

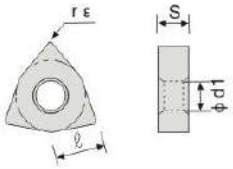

WNMG 08 04 04– □□

- 08: 切削刃长度(ℓ) Cutting edge length
- 04: 厚度(S) Thickness
- 04: 刀尖圆弧半径(rε) Corner arc radius
- □□: 断屑槽代号 Chip breaker code

WN□□	0604□□	0804□□	1006□□	1306□□
ϕd1(mm)	3.81	5.16	6.35	7.93

刀片外形 Insert appearance		型号 Model	尺寸 Dimension L	ϕI.C	S	ϕd	r	P LF9008	LF9018	LF9028	LF9218	LF9118	LF918	M LF6008	LF6018	LF6028	LF6118	LF618	K LF3018	LF3028
精加工-半精加工 Finishing-Semi finishing		WNMG080404-CQ	8.7	12.7	4.76	5.16	0.4	▲	▲											
		WNMG080408-CQ	8.7	12.7	4.76	5.16	0.8	▲	▲											
		WNMG080412-CQ	8.7	12.7	4.76	5.16	1.2	▲	▲											
半精切削 Semi finishing		WNMG080404-CQ	8.7	12.7	4.76	5.16	0.4				▲									
		WNMG080408-CQ	8.7	12.7	4.76	5.16	0.8				▲									
		WNMG080412-CQ	8.7	12.7	4.76	5.16	1.2				▲									
		WNMG080404-CM	8.7	12.7	4.76	5.16	0.4	▲	▲											
		WNMG080408-CM	8.7	12.7	4.76	5.16	0.8	▲	▲											
		WNMG080412-CM	8.7	12.7	4.76	5.16	1.2	▲	▲											
		WNMG080404-CM	8.7	12.7	4.76	5.16	0.4				▲									
		WNMG080408-CM	8.7	12.7	4.76	5.16	0.8				▲									
		WNMG080412-CM	8.7	12.7	4.76	5.16	1.2				▲									
		WNMG080404L-S	8.7	12.7	4.76	5.16	0.4		▲	▲										
		WNMG080408L-S	8.7	12.7	4.76	5.16	0.8		▲	▲										
		WNMG080412L-S	8.7	12.7	4.76	5.16	1.2		▲	▲										
		WNMG080404R-S	8.7	12.7	4.76	5.16	0.4		▲	▲										
		WNMG080408R-S	8.7	12.7	4.76	5.16	0.8		▲	▲										
		WNMG080412R-S	8.7	12.7	4.76	5.16	1.2		▲	▲										

产品库存 Product stock ▲ 主推牌号备库存 Main grade reserve stock ○ 按订单生产 Make-to-order

车削刀片(负前角型) Turning insert (negative)

WN□□

六角形有孔 Hexagon with hole
负前角 Negative

80°

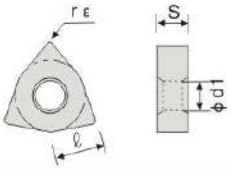

WNMG 08 04 04– □□

- 08: 切削刃长度(ℓ) Cutting edge length
- 04: 厚度(S) Thickness
- 04: 刀尖圆弧半径(r_ε) Corner arc radius
- □□: 断屑槽代号 Chip breaker code

WN□□	0604□□	0804□□	1006□□	1306□□
φd1(mm)	3.81	5.16	6.35	7.93

刀片外形 Insert appearance	型号 Model	尺寸 Dimension L	φI.C	S	φd	r	P LF9008	LF9018	LF9028	LF9218	LF9118	LF918	M LF6008	LF6018	LF6028	LF6118	LF618	K LF3018	LF3028
	WNMG060404L-S	8.7	12.7	4.76	5.16	0.4				▲									
	WNMG060408L-S	8.7	12.7	4.76	5.16	0.8				▲									
	WNMG060412L-S	8.7	12.7	4.76	5.16	1.2				▲									
	WNMG080404R-S	8.7	12.7	4.76	5.16	0.4				▲									
	WNMG080408R-S	8.7	12.7	4.76	5.16	0.8				▲									
	WNMG080412R-S	8.7	12.7	4.76	5.16	1.2				▲									
	WNMG080404L-S	8.7	12.7	4.76	5.16	0.4					▲								
	WNMG080408L-S	8.7	12.7	4.76	5.16	0.8					▲								
	WNMG080404R-S	8.7	12.7	4.76	5.16	0.4					▲								
	WNMG080408R-S	8.7	12.7	4.76	5.16	0.8					▲								
	WNMG080404-MT	8.7	12.7	4.76	5.16	0.4					▲								
	WNMG080408-MT	8.7	12.7	4.76	5.16	0.8					▲								
	WNMG080404-PM	8.7	12.7	4.76	5.16	0.4	▲	▲											
	WNMG080408-PM	8.7	12.7	4.76	5.16	0.8	▲	▲											
	WNMG080412-PM	8.7	12.7	4.76	5.16	1.2	▲	▲											
	WNMG080404-PM	8.7	12.7	4.76	5.16	0.4					▲								
	WNMG080408-PM	8.7	12.7	4.76	5.16	0.8					▲								
	WNMG080408-PM	8.7	12.7	4.76	5.16	0.8				▲									
	WNMG080412-PM	8.7	12.7	4.76	5.16	1.2				▲									

Semi finishing 半精切削

产品库存 Product stock ▲ 主推牌号备库存 Main grade reserve stock ○ 按订单生产 Make-to-order

车削刀片(负前角型) Turning insert (negative)

WN□□

六角形有孔 Hexagon with hole
负前角 Negative

80°

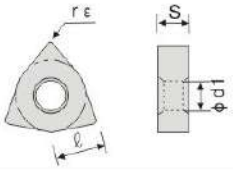

WNMG 08 04 04– □□

- 08: 切削刃长度(ℓ) Cutting edge length
- 04: 厚度(S) Thickness
- 04: 刀尖圆弧半径(r_ε) Corner arc radius
- □□: 断屑槽代号 Chip breaker code

WN□□	0604□□	0804□□	1006□□	1306□□
φd1(mm)	3.81	5.16	6.35	7.93

刀片外形 Insert appearance		型号 Model	尺寸 Dimension L	φI.C	S	φd	r	P LF9008	LF9018	LF9028	LF9218	LF9118	LF918	M LF6008	LF6018	LF6028	LF6118	LF618	K LF3018	LF3028
中等切削 Moderate		WNMG080404-PR	8.7	12.7	4.76	5.16	0.4	▲	▲											
		WNMG080408-PR	8.7	12.7	4.76	5.16	0.8	▲	▲											
		WNMG080412-PR	8.7	12.7	4.76	5.16	1.2	▲	▲											
粗加工 roughing		WNMG080408-PR	8.7	12.7	4.76	5.16	0.8				▲									
		WNMG080412-PR	8.7	12.7	4.76	5.16	1.2				▲									
中等切削 Moderate		WNMG080408-ZM	8.7	12.7	4.76	5.16	0.8				▲									
		WNMG080412-ZM	8.7	12.7	4.76	5.16	1.2				▲									
		WNMG080404-TF	8.7	12.7	4.76	5.16	0.4						▲							
		WNMG080408-TF	8.7	12.7	4.76	5.16	0.8						▲							
精切削 Finishing		WNMG080404-MQ	8.7	12.7	4.76	5.16	0.4								▲					
		WNMG080408-MQ	8.7	12.7	4.76	5.16	0.8								▲					
		WNMG080412-MQ	8.7	12.7	4.76	5.16	1.2								▲					
		WNMG080404-MQ	8.7	12.7	4.76	5.16	0.4										▲			
		WNMG080408-MQ	8.7	12.7	4.76	5.16	0.8										▲			
精加工~半精加工 Finishing~Semi finishing		WNMG060404-HA	6.5	9.525	4.76	3.81	0.4							○	○					
		WNMG060408-HA	6.5	9.525	4.76	3.81	0.8							○	○					
		WNMG080404-HA	8.7	12.7	4.76	5.16	0.4							▲	▲					
		WNMG080408-HA	8.7	12.7	4.76	5.16	0.8							▲	▲					
		WNMG080412-HA	8.7	12.7	4.76	5.16	1.2							○	○					

产品库存 Product stock ▲ 主推牌号备库存 Main grade reserve stock ○ 按订单生产 Make-to-order

车削刀片(负前角型) Turning insert (negative)

WN□□

六角形有孔 Hexagon with hole

负前角 Negative

80°

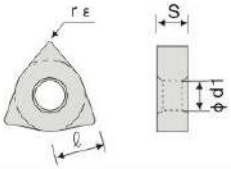

WNMG 08 04 04– □□

- 08: 切削刃长度(ℓ) Cutting edge length
- 04: 厚度(S) Thickness
- 04: 刀尖圆弧半径(r_ε) Corner arc radius
- □□: 断屑槽代号 Chip breaker code

WN□□	0604□□	0804□□	1006□□	1306□□
ϕd1(mm)	3.81	5.16	6.35	7.93

刀片外形 Insert appearance	型号 Model	尺寸 Dimension L	ϕI.C	S	ϕd	r	P LF9008	LF9018	LF9028	LF9218	LF9118	LF918	M LF6008	LF6018	LF6028	LF6118	LF618	K LF3018	LF3028
精加工~半精加工 Finishing~Semi finishing	WNMG080404-HA	8.7	12.7	4.76	5.16	0.4										▲			
	WNMG080408-HA	8.7	12.7	4.76	5.16	0.8										▲			
半精加工 Semi finishing	WNMG060404-GS	6.5	9.525	4.76	3.81	0.4							○	○					
	WNMG060408-GS	6.5	9.525	4.76	3.81	0.8							○	○					
	WNMG060412-GS	6.5	9.525	4.76	3.81	0.8							○	○					
	WNMG080404-GS	8.7	12.7	4.76	5.16	0.4							▲	▲					
	WNMG080408-GS	8.7	12.7	4.76	5.16	0.8							▲	▲					
	WNMG080412-GS	8.7	12.7	4.76	5.16	1.2							○	○					
半精切削 Semi finishing	WNMG080404L-S	8.7	12.7	4.76	5.16	0.4										▲			
	WNMG080408L-S	8.7	12.7	4.76	5.16	0.8										▲			
	WNMG080404R-S	8.7	12.7	4.76	5.16	0.4										▲			
	WNMG080408R-S	8.7	12.7	4.76	5.16	0.8										▲			
半精加工 Semi finishing	WNMG080404-HS	8.7	12.7	4.76	5.16	0.4							▲	▲					
	WNMG080408-HS	8.7	12.7	4.76	5.16	0.8							▲	▲					
	WNMG080412-HS	8.7	12.7	4.76	5.16	1.2							▲	▲					
半精切削 Semi finishing	WNMG080404-HS	8.7	12.7	4.76	5.16	0.4										▲			
	WNMG080408-HS	8.7	12.7	4.76	5.16	0.8										▲			

产品库存 Product stock ▲ 主推牌号备库存 Main grade reserve stock ○ 按订单生产 Make-to-order

车削刀片(负前角型) Turning insert (negative)

WN□□

六角形有孔 Hexagon with hole
负前角 Negative

80°

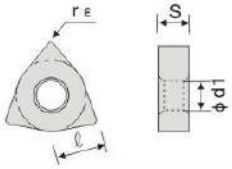

WNMG 08 04 04– □□

- 08: 切削刃长度(ℓ) Cutting edge length
- 04: 厚度(S) Thickness
- 04: 刀尖圆弧半径(r_ε) Corner arc radius
- □□: 断屑槽代号 Chip breaker code

WN□□	0604□□	0804□□	1006□□	1306□□
φd1(mm)	3.81	5.16	6.35	7.93

刀片外形 Insert appearance	型号 Model	尺寸 Dimension L	φI.C	S	φd	r	P LF9008	LF9018	LF9028	LF9218	LF9118	LF918	M LF6008	LF6018	LF6028	LF6118	LF618	K LF3018	LF3028
	WNMG080404-MT	8.7	12.7	4.76	5.16	0.4													
	WNMG080408-MT	8.7	12.7	4.76	5.16	0.8													
	WNMG080412-MT	8.7	12.7	4.76	5.16	1.2													
	WNMG060404-MA	6.5	9.525	4.76	3.81	0.4							○	○					
	WNMG060408-MA	6.5	9.525	4.76	3.81	0.8							○	○					
	WNMG060412-MA	6.5	9.525	4.76	3.81	0.8							○	○					
	WNMG080404-MA	8.7	12.7	4.76	5.16	0.4							▲	▲					
	WNMG080408-MA	8.7	12.7	4.76	5.16	0.8							▲	▲					
	WNMG080412-MA	8.7	12.7	4.76	5.16	1.2							▲	▲					
	WNMG080416-MA	8.7	12.7	4.76	5.16	1.6							○	○					
	WNMG100612-MA	8.7	12.7	4.76	5.16	1.6							○	○					
	WNMG080404-MA	8.7	12.7	4.76	5.16	0.4											▲		
	WNMG080408-MA	8.7	12.7	4.76	5.16	0.8											▲		
	WNMG080404-MA	8.7	12.7	4.76	5.16	0.4										▲			
	WNMG080408-MA	8.7	12.7	4.76	5.16	0.8										▲			
	WNMG080404-MM	8.7	12.7	4.76	5.16	0.4											▲		
	WNMG080408-MM	8.7	12.7	4.76	5.16	0.8											▲		

中等切削 Moderate

产品库存 Product stock ▲ 主推牌号备库存 Main grade reserve stock ○ 按订单生产 Make-to-order

车削刀片(负前角型) Turning insert (negative)

WN□□

六角形有孔 Hexagon with hole

负前角 Negative

80°

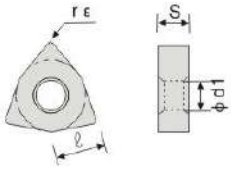

WNMG 08 04 04– □□

- 08: 切削刃长度(ℓ) Cutting edge length
- 04: 厚度(S) Thickness
- 04: 刀尖圆弧半径(rε) Corner arc radius
- □□: 断屑槽代号 Chip breaker code

WN□□	0604□□	0804□□	1006□□	1306□□
φd1(mm)	3.81	5.16	6.35	7.93

刀片外形 Insert appearance	型号 Model	尺寸 Dimension L	φI.C	S	φd	r	P LF9008	LF9018	LF9028	LF9218	LF9118	LF918	M LF6008	LF6018	LF6028	LF6118	LF618	K LF3018	LF3028
	WNMG080404-MM	8.7	12.7	4.76	5.16	0.4										▲			
	WNMG080408-MM	8.7	12.7	4.76	5.16	0.8										▲			
	WNMG060404-MS	6.5	9.525	4.76	3.81	0.4							○	○					
	WNMG060408-MS	6.5	9.525	4.76	3.81	0.8							○	○					
	WNMG080404-MS	8.7	12.7	4.76	5.16	0.4							▲	▲					
	WNMG080408-MS	8.7	12.7	4.76	5.16	0.8							▲	▲					
	WNMG080412-MS	8.7	12.7	4.76	5.16	1.2							▲	▲					
	WNMG080404-MS	8.7	12.7	4.76	5.16	0.4										▲			
	WNMG080408-MS	8.7	12.7	4.76	5.16	0.8										▲			
	WNMG080404-MS	8.7	12.7	4.76	5.16	0.4											▲		
	WNMG080408-MS	8.7	12.7	4.76	5.16	0.8											▲		
	WNMG080404-JMS	8.7	12.7	4.76	5.16	0.4												▲	
	WNMG080408-JMS	8.7	12.7	4.76	5.16	0.8												▲	
	WNMG080412-JMS	8.7	12.7	4.76	5.16	1.2												▲	
	WNMG080404-JMS	8.7	12.7	4.76	5.16	0.4										▲			
	WNMG080408-JMS	8.7	12.7	4.76	5.16	0.8										▲			

中等切削 Moderate

产品库存 Product stock ▲ 主推牌号备库存 Main grade reserve stock ○ 按订单生产 Make-to-order

车削刀片(负前角型) Turning insert (negative)

WN□□

六角形有孔 Hexagon with hole

负前角 Negative

80°

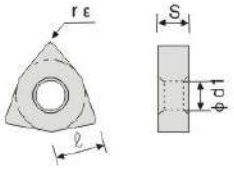

WNMG 08 04 04– □□

- 08: 切削刃长度(ℓ) Cutting edge length
- 04: 厚度(S) Thickness
- 04: 刀尖圆弧半径(r_ε) Corner arc radius
- □□: 断屑槽代号 Chip breaker code

WN□□	0604□□	0804□□	1006□□	1306□□
ϕd1(mm)	3.81	5.16	6.35	7.93

刀片外形 Insert appearance		型号 Model	尺寸 Dimension L	ϕI.C	S	ϕd	r	P LF9008	LF9018	LF9028	LF9218	LF9118	LF918	M LF6008	LF6018	LF6028	LF6118	LF618	K LF3018	LF3028
Moderate 中等切削		WNMG080404-MS	8.7	12.7	4.76	5.16	0.4												▲	
		WNMG080408-MS	8.7	12.7	4.76	5.16	0.8												▲	
		WNMG080412-MS	8.7	12.7	4.76	5.16	1.2												▲	
		WNMG080404	8.7	12.7	4.76	5.16	0.4												▲	
		WNMG080408	8.7	12.7	4.76	5.16	0.8												▲	
		WNMG080412	8.7	12.7	4.76	5.16	1.2												▲	

产品库存 Product stock ▲ 主推牌号备库存 Main grade reserve stock ○ 按订单生产 Make-to-order

车削刀片(负前角型) Turning insert (negative)

VN□□

菱形有孔 Rhomb with hole

负前角 Negative

35°

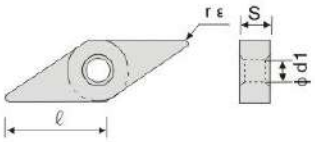

VNMG 16 04 04– □□

- 切削刃长度(ℓ) Cutting edge length
- 厚度(S) Thickness
- 刀尖圆弧半径(r_ε) Corner arc radius
- 断屑槽代号 Chip breaker code

VN□□	1604□□
φd1(mm)	3.81

刀片外形 Insert appearance		型号 Model	尺寸 Dimension L	φI.C	S	φd	r	P LF9008	LF9018	LF9028	LF9218	LF9118	LF918	M LF6008	LF6018	LF6028	LF6118	LF618	K LF3018	LF3028
半精切削 Semi finishing		VNMG160404-TM	16.6	9.525	4.76	3.81	0.4	▲	▲											
		VNMG160408-TM	16.6	9.525	4.76	3.81	0.8	▲	▲											
		VNMG160412-TM	16.6	9.525	4.76	3.81	1.2	○	○											
		VNMG160404-TM	16.6	9.525	4.76	3.81	0.4				▲									
		VNMG160408-TM	16.6	9.525	4.76	3.81	0.8				▲									
		VNMG160412-TM	16.6	9.525	4.76	3.81	1.2				○									
精加工~半精加工 Finishing~Semi finishing		VNMG160404-HQ	16.6	9.525	4.76	3.81	0.4	▲	▲											
		VNMG160408-HQ	16.6	9.525	4.76	3.81	0.8	▲	▲											
		VNMG160412-HQ	16.6	9.525	4.76	3.81	1.2	▲	▲											
中等切削 Moderate		VNMG160404-MA	16.6	9.525	4.76	3.81	0.4							▲	▲					
		VNMG160408-MA	16.6	9.525	4.76	3.81	0.8							▲	▲					
		VNMG160404-MS	16.6	9.525	4.76	3.81	0.4							▲	▲					
		VNMG160408-MS	16.6	9.525	4.76	3.81	0.8							▲	▲					
		VNMG160412-MS	16.6	9.525	4.76	3.81	1.2							○	○					

产品库存 Product stock ▲ 主推牌号备库存 Main grade reserve stock ○ 按订单生产 Make-to-order

车削刀片(负前角型) Turning insert (negative)

VN□□

菱形有孔 Rhomb with hole

负前角 Negative

35°

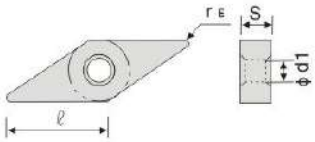

VNMG 16 04 04– □□

- 切削刃长度(ℓ) Cutting edge length
- 厚度(S) Thickness
- 刀尖圆弧半径(r_ε) Corner arc radius
- 断屑槽代号 Chip breaker code

VN□□	1604□□
φd1(mm)	3.81

刀片外形 Insert appearance	型号 Model	尺寸 Dimension L	φI.C	S	φd	r	P LF9008	LF9018	LF9028	LF9218	LF9118	LF918	M LF6008	LF6018	LF6028	LF6118	LF618	K LF3018	LF3028
Finishing 精加工	VNMG160404-HA	16.6	9.525	4.76	3.81	0.4							▲	▲					
	VNMG160408-HA	16.6	9.525	4.76	3.81	0.8							▲	▲					
Semi finishing 半精加工	VNMG160404-HS	16.6	9.525	4.76	3.81	0.4							▲	▲					
	VNMG160408-HS	16.6	9.525	4.76	3.81	0.8							▲	▲					
	VNMG160404-PM	16.6	9.525	4.76	3.81	0.4	▲	▲											
	VNMG160408-PM	16.6	9.525	4.76	3.81	0.4	▲	▲											
Moderate 中等切削	VNMG160404-MS	16.6	9.525	4.76	3.81	0.4												▲	
	VNMG160408-MS	16.6	9.525	4.76	3.81	0.4												▲	
	VNMG160404	16.6	9.525	4.76	3.81	0.4												▲	
	VNMG160408	16.6	9.525	4.76	3.81	0.4												▲	

产品库存 Product stock ▲ 主推牌号备库存 Main grade reserve stock ○ 按订单生产 Make-to-order

车削刀片(负前角型) Turning insert (negative)

CN□□

菱形有孔 Rhomb with hole

负前角 Negative

80°

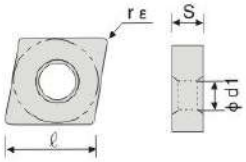

CNGA 12 04 04– □□

切削刃长度(ℓ) Cutting edge length · 厚度(S) Thickness · 刀尖圆弧半径(r_ε) Corner arc radius · 断屑槽代号 Chip breaker code

Cn□□	0903□□	1204□□	1606□□	1906□□	2509□□
ϕd1(mm)	3.81	5.16	6.35	7.93	9.12

刀片外形 Insert appearance	型号 Model	尺寸 Dimension					陶 瓷 Cermet	
		L	ϕI.C	S	ϕd1	r	LF80	LF70
	CNGA120404	12.7	12.7	4.76	5.16	0.4		▲
	CNGA120408	12.7	12.7	4.76	5.16	0.8		▲
	CNGA120412	12.7	12.7	4.76	5.16	1.2		
	CNGA120404	12.7	12.7	4.76	5.16	0.4	▲	
	CNGA120408	12.7	12.7	4.76	5.16	0.8	▲	
	CNGA120412	12.7	12.7	4.76	5.16	1.2		

产品库存 Product stock ▲ 主推牌号备库存 Main grade reserve stock ○ 按订单生产 Make-to-order

车削刀片(负前角型) Turning insert (negative)

TN□□

三角形有孔 Triangle with hole

负前角 Negative

60°

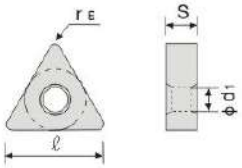

TNGA 16 04 04– □□

切削刃长度(ℓ) Cutting edge length · 厚度(S) Thickness · 刀尖圆弧半径(r_ε) Corner arc radius · 断屑槽代号 Chip breaker code

TN□□	1103□□	1603□□	1604□□	2204□□
ϕd1(mm)	2.26	3.81	3.81	5.16

刀片外形 Insert appearance	型号 Model	尺寸 Dimension					陶 瓷 Cermet	
		L	ϕI.C	S	ϕd1	r	LF80	LF70
	TNGA160402	16.5	9.525	4.76	3.81	0.2		
	TNGA160404	16.5	9.525	4.76	3.81	0.4		▲
	TNGA160408	16.5	9.525	4.76	3.81	0.8		▲
	TNGA160402	16.5	9.525	4.76	3.81	0.2		
	TNGA160404	16.5	9.525	4.76	3.81	0.4	▲	
	TNGA160408	16.5	9.525	4.76	3.81	0.8	▲	

产品库存 Product stock ▲ 主推牌号备库存 Main grade reserve stock ○ 按订单生产 Make-to-order

车削刀片(负前角型) Turning insert (negative)

VN□□

菱形有孔 Rhomb with hole

负前角 Negative

35°

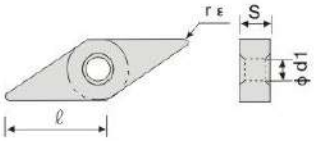

VNGA 16 04 04–□□

切削刃长度(ℓ) Cutting edge length · 厚度(S) Thickness · 刀尖圆弧半径(r_ε) Corner arc radius · 断屑槽代号 Chip breaker code

VN□□	1604□□
ϕd1(mm)	3.81

刀片外形 Insert appearance	型号 Model	尺寸 Dimension					陶 瓷 Cermet	
		L	ϕI.C	S	ϕd1	r	LF80	LF70
	VNGA160402	16.6	9.525	4.76	3.81	0.2		
	VNGA160404	16.6	9.525	4.76	3.81	0.4	▲	
	VNGA160408	16.6	9.525	4.76	3.81	0.8	▲	
	VNGA160402	16.6	9.525	4.76	3.81	0.2		
	VNGA160404	16.6	9.525	4.76	3.81	0.4		▲
	VNGA160408	16.6	9.525	4.76	3.81	0.8		▲

产品库存 Product stock ▲ 主推牌号备库存 Main grade reserve stock ○按订单生产 Make-to-order

车削刀片(负前角型) Turning insert (negative)

WN□□

六角形有孔 Hexagon with hole

负前角 Negative

80°

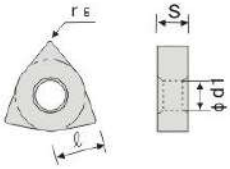

WNGA 08 04 04–□□

切削刃长度(ℓ) Cutting edge length · 厚度(S) Thickness · 刀尖圆弧半径(r_ε) Corner arc radius · 断屑槽代号 Chip breaker code

WN□□	0604□□	0804□□	1006□□	1306□□
ϕd1(mm)	3.81	5.16	6.35	7.93

刀片外形 Insert appearance	型号 Model	尺寸 Dimension					陶 瓷 Cermet	
		L	ϕI.C	S	ϕd1	r	LF80	LF70
	WNGA080404	8.7	12.7	4.76	5.16	0.4		▲
	WNGA080408	8.7	12.7	4.76	5.16	0.8		▲
	WNGA080412	8.7	12.7	4.76	5.16	1.2		
	WNGA080404	8.7	12.7	4.76	5.16	0.4	▲	
	WNGA080408	8.7	12.7	4.76	5.16	0.8	▲	
	WNGA080412	8.7	12.7	4.76	5.16	1.2		

产品库存 Product stock ▲ 主推牌号备库存 Main grade reserve stock ○按订单生产 Make-to-order

车削刀片(正前角型) Turning insert (Positive)

CC□□

菱形有孔 Rhomb with hole

正前角7° Positive

80°

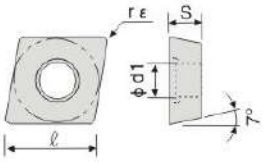

CCMT 06 02 02-□□

切削刃长度(ℓ) Cutting edge length — 厚度(S) Thickness — 刀尖圆弧半径(r_ε) Corner arc radius — 断屑槽代号 Chip breaker code

CC□T(W)	09T3□□	1204□□	1606□□	1906□□	2509□□
ϕd1(mm)	3.81	5.16	6.35	7.93	9.12

刀片外形 Insert appearance		型号 Model	尺寸 Dimension L	ϕI.C	S	ϕd	r	P LF9008	LF9018	LF9028	LF9218	LF9118	LF918	M LF6008	LF6018	LF6028	LF6118	LF618	K LF3018	LF3028
精~半精切削 Finishing~semi finishing		CCMT060202	6.4	6.35	2.38	2.8	0.2								▲		▲			
		CCMT060204	6.4	6.35	2.38	2.8	0.4								▲		▲			
		CCMT060208	6.4	6.35	2.38	2.8	0.8								▲		▲			
		CCMT09T302	9.7	9.525	3.97	4.4	0.2								▲		▲			
		CCMT09T304	9.7	9.525	3.97	4.4	0.4								▲		▲			
		CCMT09T308	9.7	9.525	3.97	4.4	0.8								▲		▲			
		CCMT120404	12.9	12.7	4.76	5.56	0.4								▲		▲			
		CCMT120408	12.9	12.7	4.76	5.56	0.8								▲		▲			
		CCMT120412	12.9	12.7	4.76	5.56	1.2								○		○			

产品库存 Product stock ▲ 主推牌号备库存 Main grade reserve stock ○按订单生产 Make-to-order

车削刀片(正前角型) Turning insert (Positive)

DC□□

菱形有孔 Rhomb with hole

正前角7° Positive

55°

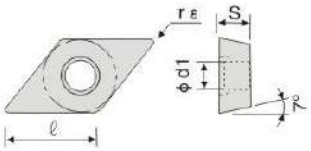

DCMT 07 02 02-□□

切削刃长度(ℓ) Cutting edge length — 厚度(S) Thickness — 刀尖圆弧半径(r_ε) Corner arc radius — 断屑槽代号 Chip breaker code

DC□T(W)	0702□□	11T3□□
ϕd1(mm)	2.8	4.4

刀片外形 Insert appearance		型号 Model	尺寸 Dimension L	ϕI.C	S	ϕd	r	P LF9008	LF9018	LF9028	LF9218	LF9118	LF918	M LF6008	LF6018	LF6028	LF6118	LF618	K LF3018	LF3028
精~半精切削 Finishing~semi finishing		DCMT070202-HMP	7.8	6.35	2.38	2.8	0.2								▲		▲			
		DCMT070204-HMP	7.8	6.35	2.38	2.8	0.4								▲		▲			
		DCMT070208-HMP	7.8	6.35	2.38	2.8	0.8								▲		▲			
		DCMT11T302-HMP	11.6	9.525	3.97	4.4	0.2								▲		▲			
		DCMT11T304-HMP	11.6	9.525	3.97	4.4	0.4								▲		▲			
		DCMT11T308-HMP	11.6	9.525	3.97	4.4	0.8								▲		▲			
		DCMT11T312-HMP	11.6	9.525	3.97	4.4	1.2								○		○			

产品库存 Product stock ▲ 主推牌号备库存 Main grade reserve stock ○按订单生产 Make-to-order

车削刀片(正前角型) Turning insert (Positive)

SC□□

正方形有孔 Square with hole

正前角7° Positive

90°

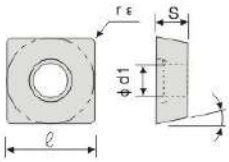

SCMT 12 04 04– □□

切削刃长度(ℓ) Cutting edge length · 厚度(S) Thickness · 刀尖圆弧半径(r_ε) Corner arc radius · 断屑槽代号 Chip breaker code

SC□T(W)	0702□□	09T3□□	1204□□
ϕd1(mm)	3.4	4.4	5.5

刀片外形 Insert appearance		型号 Model	尺寸 Dimension L	ϕI.C	S	ϕd	r	P LF9008	LF9018	LF9028	LF9218	LF9118	LF918	M LF6008	LF6018	LF6028	LF6118	LF618	K LF3018	LF3028
精-半精切削 Finishing-semi finishing		SCMT09T304-HMP	9.525	9.525	3.97	4.4	0.4								▲					
		SCMT09T308-HMP	9.525	9.525	3.97	4.4	0.8								▲					
		SCMT120404-HMP	12.7	12.7	4.76	5.56	0.4								▲					
		SCMT120408-HMP	12.7	12.7	4.76	5.56	0.8								▲					

产品库存 Product stock ▲ 主推牌号备库存 Main grade reserve stock ○按订单生产 Make-to-order

车削刀片(正前角型) Turning insert (Positive)

TC□□

三角形有孔 Triangle with hole

正前角7° Positive

60°

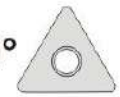

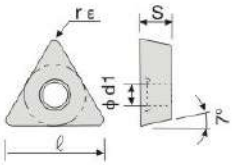

TCMT 09 02 02– □□

切削刃长度(ℓ) Cutting edge length · 厚度(S) Thickness · 刀尖圆弧半径(r_ε) Corner arc radius · 断屑槽代号 Chip breaker code

TC□T	0801□□	0802□□-J08	0902□□	1102□□	16T3□□
ϕd1(mm)	2.7	2.3	2.5	2.8	4.4

刀片外形 Insert appearance		型号 Model	尺寸 Dimension L	ϕI.C	S	ϕd	r	P LF9008	LF9018	LF9028	LF9218	LF9118	LF918	M LF6011	LF6018	LF6028	LF6118	LF618	K LF3018	LF3028
精-半精切削 Finishing-semi finishing		TCMT090204	9.6	5.56	2.38	2.5	0.4								▲		▲			
		TCMT090208	9.6	5.56	2.38	2.5	0.8								▲		▲			
		TCMT110202	11	6.35	2.38	2.8	0.2								▲		▲			
		TCMT110204	11	6.35	2.38	2.8	0.4								▲		▲			
		TCMT110208	11	6.35	2.38	2.8	0.8								▲		▲			
		TCMT16T302	16.5	9.525	3.97	4.4	0.2								▲		▲			
		TCMT16T304	16.5	9.525	3.97	4.4	0.4								▲		▲			
		TCMT16T308	16.5	9.525	3.97	4.4	0.8								▲		▲			

产品库存 Product stock ▲ 主推牌号备库存 Main grade reserve stock ○按订单生产 Make-to-order

车削刀片(正前角型) Turning insert (Positive)

TP□□

三角形有孔 Triangle with hole
正前角 Positive

60°

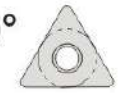

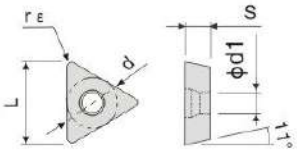

TPMT 11 03 04– □□

切削刃长度(ℓ) Cutting edge length · 厚度(S) Thickness · 刀尖圆弧半径(rε) Corner arc radius · 断屑槽代号 Chip breaker code

TP□T□□	0601□□	0802□□	0902□□	1103□□	16T3□□
φd(mm)	3.97	4.76	5.56	6.35	9.525

刀片外形 Insert appearance	型号 Model	尺寸 Dimension L	φI.C	S	φd	P LF9008	LF9018	LF9028	LF9218	LF9118	LF918	M LF6008	LF6018	LF6028	LF6118	LF618	K LF3018	LF3028	金属陶瓷 Cermet
Semi finishing 半精切削	TPMT080202L	4.97	2.38	2.5	0.2		▲						▲						
	TPMT080202R	4.97	2.38	2.5	0.2		▲						▲						
	TPMT080204L	4.97	2.38	2.5	0.4		▲						▲						
	TPMT080204R	4.97	2.38	2.5	0.4		▲						▲						
	TPMT090202L	5.56	2.38	2.6	0.2		▲						▲						
	TPMT090202R	5.56	2.38	2.6	0.2		▲						▲						
	TPMT090204L	5.56	2.38	2.6	0.4		▲						▲						
	TPMT090204R	5.56	2.38	2.6	0.4		▲						▲						
	TPMT110202L	6.35	2.38	2.8	0.2		▲						▲						
	TPMT110202R	6.35	2.38	2.8	0.2		▲						▲						
	TPMT110204L	6.35	2.38	2.8	0.4		▲						▲						
	TPMT110204R	6.35	2.38	2.8	0.4		▲						▲						
	TPMT110302L	6.35	3.18	3.4	0.2		▲						▲						
	TPMT110302R	6.35	3.18	3.4	0.2		▲						▲						
	TPMT110304L	6.35	3.18	3.4	0.4		▲						▲						
	TPMT110304R	6.35	3.18	3.4	0.4		▲						▲						
	TPMT160304L	9.525	3.97	4.4	0.4		▲						▲						
	TPMT160304R	9.525	3.97	4.4	0.4		▲						▲						
	TPMT160308L	9.525	3.97	4.4	0.8		▲						▲						
	TPMT160308R	9.525	3.97	4.4	0.8		▲						▲						

产品库存 Product stock ▲ 主推牌号备库存 Main grade reserve stock ○ 按订单生产 Make-to-order

车刀刀片 Turning insert

TPGH□□□–F

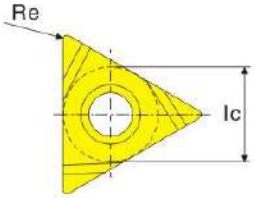

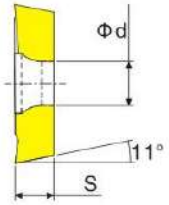

	型号 Model	规格尺寸 Specification and dimension (mm) I.C	S	d	r	牌号 Grade P LF9008	LF9018	LF9028	LF9218	LF9118	LF918	M LF6008	LF6018	LF6028	LF6118	LF618	K LF3018	LF3028	未涂层 Uncoated
Finishing 精加工	TPGH080201L-F	4.76	2.38	2.3	0.1								▲						
	TPGH080202L-F	4.76	2.38	2.3	0.2								▲						
	TPGH080204L-F	4.76	2.38	2.3	0.4								▲						
	TPGH090201L-F	5.56	2.38	3.2	0.1								▲						
	TPGH090202L-F	5.56	2.38	3.2	0.2								▲						
	TPGH090204L-F	5.56	2.38	3.2	0.4								▲						
	TPGH110202L-F	6.35	3.18	3.3	0.2								▲						
	TPGH110204L-F	6.35	3.18	3.3	0.4								▲						

产品库存 Product stock ▲ 主推牌号备库存 Main grade reserve stock ○ 按订单生产 Make-to-order

车刀刀片 Turning insert

TBMT□□□-DP

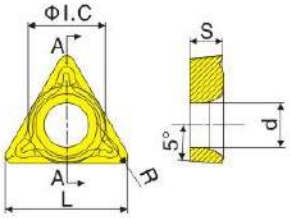

	型号 Model	规格尺寸 Specification and dimension (mm)					牌号 Grade												
							P						M				K		未涂层 Uncoated
		L	I.C	S	d	r	LF9008	LF9018	LF9028	LF9218	LF9118	LF918	LF6008	LF6018	LF6028	LF6118	LF618	LF3018	LF3028
精加工 Finishing	TBMT060104-DP	6.0	3.97	1.58	2.3	0.4								▲					

产品库存 Product stock ▲ 主推牌号备库存 Main grade reserve stock ○按订单生产 Make-to-order

车削刀片(正前角型) Turning insert (Positive)

VB□□

菱形有孔 Rhomb with hole

正前角5° Positive

35°

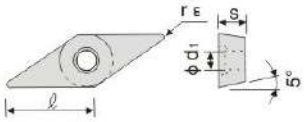

VBMT 11 03 02-□□

切削刃长度(ℓ) Cutting edge length

厚度(S) Thickness

刀尖圆弧半径(rε) Corner arc radius

断屑槽代号 Chip breaker code

VB□T	1103□□	1604□□
φd1(mm)	2.8	4.4

	刀片外形 Insert appearance	型号 Model	尺寸 Dimension					P						M					K	
			L	φI.C	S	φd	r	LF9008	LF9018	LF9028	LF9218	LF9118	LF918	LF6008	LF6018	LF6028	LF6118	LF618	LF3018	LF3028
精加工 Finishing		VBMT110302-MV	11	6.35	3.18	2.8	0.2								▲					
		VBMT110304-MV	11	6.35	3.18	2.8	0.4								▲					
		VBMT110308-MV	11	6.35	3.18	2.8	0.8								▲					
		VBMT160404-MV	16.5	9.525	4.76	4.4	0.4								▲					
		VBMT160408-MV	16.5	9.525	4.76	4.4	0.8								▲					

产品库存 Product stock ▲ 主推牌号备库存 Main grade reserve stock ○按订单生产 Make-to-order

车削刀片(正前角型) Turning insert (Positive)

VC□□

菱形有孔 Rhomb with hole

正前角7° Positive

35°

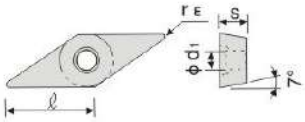

VCMT 11 03 02–□□

切削刃长度(ℓ) Cutting edge length
厚度(S) Thickness
刀尖圆弧半径(r_ε) Corner arc radius
断屑槽代号 Chip breaker code

VC□T	0802□□	1103□□	1604□□	2205□□
φd1(mm)	2.3	2.8	4.4	5.5

	刀片外形 Insert appearance	型号 Model	尺寸 Dimension L	φI.C	S	φd	r	P LF9008	LF9018	LF9028	LF9218	LF9118	LF918	M LF6011	LF6018	LF6028	LF6118	LF618	K LF3018	LF3028
精加工 Finishing		VCMT110302-MV	11	6.35	3.18	2.8	0.2								▲					
		VCMT110304-MV	11	6.35	3.18	2.8	0.4								▲					
		VCMT160404-MV	16	9.525	4.76	4.4	0.4								▲					
		VCMT160408-MV	16	9.525	4.76	4.4	0.8								▲					

产品库存 Product stock ▲ 主推牌号备库存 Main grade reserve stock ○ 按订单生产 Make-to-order

车刀刀片 Turning insert

WBMT□□□-DP

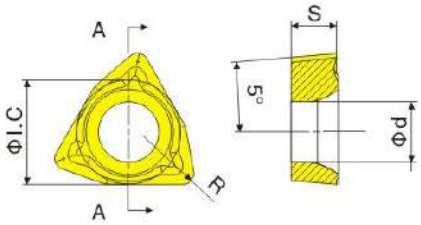

	型号 Model	规格尺寸 Specification and dimension (mm) L	I.C	S	d	r	牌号 Grade P LF9008	LF9018	LF9028	LF9218	LF9118	LF918	M LF6008	LF6018	LF6028	LF6118	LF618	K LF3018	LF3028	未涂层 Uncoated
精加工 Finishing	WBMT060104L-DP	6	3.97	1.62	2.35	0.4								▲						

产品库存 Product stock ▲ 主推牌号备库存 Main grade reserve stock ○ 按订单生产 Make-to-order

PT ELOK
TEKNIK
SEJAHTERA



081217485908

elokteknikseja hatera@gmail.com

Crystal Boulevard, Jalan Bulevar Ahmad Yani
Blok ND No 51 Summarecon Bekasi,
Bekasi, Jawa Barat 17143

elokteknik.com
deskar.id